






# FORD, LINCOLN AND MERCURY SPECIALTY TOOLS

**BEST-SELLING TOOLS FOR SERVICING SOME OF THE NATION'S MOST POPULAR VEHICLES**

	TOOL	APPLICATION	USE
	Ball joint separator 6655	Most Ford, Lincoln and Mercury models including F-Series, E-Series Expedition, Transit Connect, Fusion, Taurus, MKZ, Navigator, Sable, Milan and Mariner	Separates the lower control arm ball joint from the steering knuckle. Similar to 204-592.
	Timing belt holding tool set 6665	2011-later 1.5L and 1.6L EcoBoost engines found in Ford, Lincoln and Mercury vehicles	Holds the timing belt in three separate locations during water pump removal and installation. Use with Top dead center pin, P/N 567643. Similar to 303-1556.
	Camshaft alignment tool 6671	2010-later 2.0L Duratec-EcoBoost; 2012 and later 2.0L GTDI; 2015-later 2.3L EcoBoost; 2016-later 3.5L EcoBoost engines found in Ford, Lincoln and Mercury vehicles	Ensures camshaft is in proper position during servicing. Thumb screw holds plate in place. Similar to 303-1565.
	Power steering evacuation cap 6871	Many Ford Crown Victoria, Super Duty, Explorer, E-Series, Taurus and Lincoln/Mercury equivalent models	Allows for removal of air from the power steering system when used with a vacuum pump, helping prevent noise and premature pump failure. Similar to 211-265.

TOOL	APPLICATION	USE
 6873	Injector seal installer set 2010-later 3.5L, 3.5L GTDI; 2012-later 2.0L Duratec, EcoBoost and GTDI; 2013-later 1.5L and 1.6L EcoBoost; 2015-later 1.0L and 2.7L EcoBoost engines found in Ford, Lincoln and Mercury vehicles	Sizes and installs the seal on the injector for leak-free operation. Similar to 310-207.
 6875	PTU linkshaft seal and dust cover installer set 2007 - 2012 Ford Edge and Fusion; 2008-later Ford Taurus, Flex and Fusion; 2011-later Ford Explorer; all Lincoln and Mercury equivalent vehicles	Installs the linkshaft seals and dust covers found on the Power Transfer Unit (PTU). Similar to 205-882 and 205-883.
 6881	Crank sensor alignment tool 2012-later 2.0L Duratec, EcoBoost and GTDI; 2015-later 2.3L EcoBoost engines	Aligns the crankshaft position sensor properly during installation. Similar to 303-1521.
 6888	Crankshaft front seal and wear ring remover 2008-2010 Ford F,250, F-350, F-450 and F-550; 6.4L Ford PowerStroke; VT365-MaxxForce7; Navistar International engines	Removes the front seal and wear ring from the crankshaft. Similar to 303-1260.
 6891	Flywheel holding tool Many 1998-later Ford, Lincoln and Mercury vehicles including F-150, Explorer, Ranger, Mustang, MKZ, Navigator, MKX, Milan, Mountaineer and more	Holds the flywheel during engine service. Tool contacts the flywheel teeth to firmly keep the engine from rotating. Similar to 303-103.
 6893	Input shaft seal remover 6-speed PowerShift transmissions; 2011-later Ford Fiesta, Focus	Removes outer seal on input shaft. The tapered thread end is threaded into the seal inner diameter. Tightening the forcing screw pulls the seal from its seat. Similar to 307-673.
 6911	Transmission shaft seal remover adapter 2014-later 1.5L EcoBoost engines; 6R80, 5R55S, CD4E, ZF 6-speed, AW21, 4R70E/4R75E transmissions found on many Ford F-150, Explorer, Excursion, Mustang, Fusion, Super Duty, Expedition models and Lincoln/Mercury equivalents	Removes the input shaft oil seal. Also used for output shaft seal on select transmissions. Nut has 5/8"-18 thread for use with most slide hammers. Similar to 308-375.

TOOL	APPLICATION	USE
 <p>6913</p>	<p>Extension housing bushing remover</p> <p>Most Ford Ranger transmissions including 4R44E/4R55E, 5R55E, A4LD, C3 and T5OD</p>	<p>Removes the transmission extension housing bushing. The tool is inserted through the bushing. Tightening the drive screw draws the bushing out of the housing. Similar to 308-070.</p>
 <p>6992</p>	<p>Injector sleeve service set</p> <p>2006 - 2009 4.5L diesel and 2004 - 2010 6.0L diesel engines</p>	<p>Set includes tools to remove fuel injector sleeves, clean the injector bore and fuel galley, and install injector sleeve cups. With the head removed, the slide hammer adapter can be installed to pull the injector sleeve. The brush set properly cleans the injector bore which is required for the fuel injector sleeve cup installer to properly seat the cup. Similar to 303-768, 303-767, 303-DS110.</p>
 <p>6999</p>	<p>Fuel injector puller</p> <p>2010-later 3.5L, 3.5L GTDI; 2012-later 2.0L Duratec, EcoBoost and GTDI; 2013-later 1.5L and 1.6L EcoBoost; 2015-later 2.7L EcoBoost engines</p>	<p>Removes fuel injectors from engine. The puller legs align around the injector base and the collar is slid down to firmly grip the injector. A slide hammer attaches to the puller, which is used to pull the injector from its seat. The injector puller threads onto slide hammers with 5/8"-18 thread, including most OTC slide hammers. Similar to 310-206.</p>
 <p>6887</p>	<p>Crankshaft front seal and wear ring installer</p> <p>2003-2007 F-250, F350, F-450, F-550, Excursion; 2004-2007 F-650, F-750; 2004-2010 E150, E-250, E-350, E-450; 6.0L and VT365-MaxxForce7 Navistar International</p>	<p>Installs the front seal and wear ring on the crankshaft. Similar to 303-761; Use OE part number 303-1158 for 4.5L installation.</p>



TOOL	APPLICATION	USE
 6895	Crankshaft rear oil seal installer  1998-2004 Ford Focus, Maverick, Ranger; 2005-2013 2.0L, 2.3L, 2.5L, 2.0L EcoBoost; 2012-Later 2.0L GTDI; 2004 2.0L Zetec; 2004 SVT Focus	Installs crankshaft rear main oil seal. Similar to 303-328.
 2545	Door flange tool set  Ford Econoline; F-Series pickup trucks	For aluminum door repair; aids in R&I of door skins. Includes air hammer adapters and hem flange crimping tool. Similar to 502-080, 501-078 and J-46162.
 6877	Injector bore cleaning brush  2010-Later 3.5L, 3.5L GTDI; 2012-Later 2.0L Duratec, 2.0L EcoBoost, 2.0L GTDI; 2013-Later 1.5L & 1.6L EcoBoost; 2015-Later 2.7L EcoBoost	Two-step brush and detachable handle for fuel injector bore cleaning. Similar to 310-205.
 6885	Crankshaft rear seal and wear ring installer  2003-2010 F-250, F350, F-450, F-550, Excursion; 2004-2007 F-650, F-750; 2004-2010 E150, E-250, E-350, E-450, and Low Cab Forward; 4.5L, 6.0L, 6.4L and VT365-MaxxForce7 Navistar International	Installs the rear seal and wear ring on the crankshaft. Similar to 303-770.
 6674	Valve spring compressor  1998-2011 4.0L SOHC & 4.6L 2V	Compresses valve springs during R&I of camshaft roller followers with the head on the engine. 3/8" square drive for use with ratchet or breaker bar. Similar to 303-581.
 6867	Hub seal installer  1999-later Dana; Ford 10-1/2" Full Floating Axle	Installs the wheel hub oil seal on single or dual wheel axle assemblies. Seal installer adapter is driven with the included, detachable 7" handle. Similar to 205-422 and 205-153.