



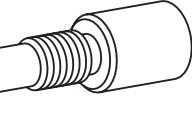
655 Eisenhower Drive
 Owatonna, MN 55060 USA
 Phone: (507) 455-7000
 Tech. Serv.: (800) 533-6127
 Fax: (800) 955-8329
 Order Entry: (800) 533-6127
 Fax: (800) 283-8665
 International Sales: (507) 455-7290
 Fax: (507) 455-7063

Form No. 107099

Operating Instructions
 for:


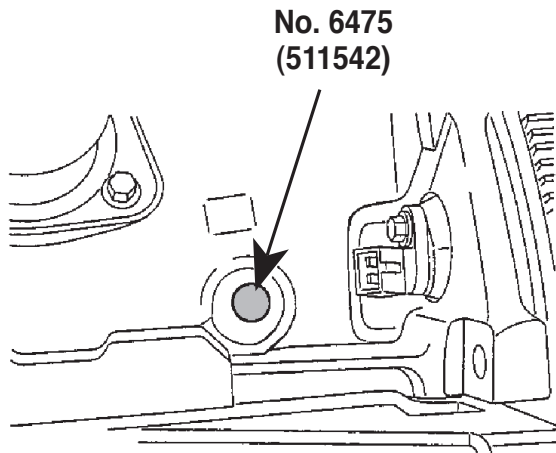
6475
 (511542)

Ford Crankshaft TDC Timing Pin

	Application:	1997 – 2002 2.0L 4 cyl. Contour, Mystique (VIN 3)
		1999 – 2002 2.0L Cougar (VIN 3)
		2012 – 2014 2.0L Edge, Explorer (VIN 9)
		2001 – 2004 2.0L Escape (VIN B)
		2013 – 2014 2.0L Escape (VIN 9), Fusion, MKZ, Taurus
		2012 – 2014 2.0L Focus (VIN 2)
		2000 – 2004 2.0L Focus (VIN 3)
		2002 – 2004 2.0L Focus (VIN 5)
		2005 – 2011 2.0L Focus (VIN N)
		2014 2.0L MKT
		2010 – 2012 2.0L Transit (VIN N)

CAUTION: To prevent damage to the engine, remove the No. 511542 timing pin from the engine and reinstall the access plug **BEFORE** cranking the engine.

1. Rotate crankshaft to set No. 1 cylinder on TDC of compression stroke.
2. Remove the access plug from the engine and install tool No. 511542 timing pin as shown. (The pin will completely thread into the hole when the engine is at TDC on the No. 1 cylinder.)
3. Service the timing belt as required according to vehicle service manual procedures.
4. Torque fasteners to factory specifications.



WARNING: Wear eye protection that meets ANSI Z87.1 and OSHA standards.