



655 Eisenhower Drive
 Owatonna, MN 55060 USA
 Phone: (507) 455-7000
 Tech. Serv.: (800) 533-6127
 Fax: (800) 955-8329
 Order Entry: (800) 533-6127
 Fax: (800) 283-8665
 International Sales: (507) 455-7290
 Fax: (507) 455-7063

Form No. 107118

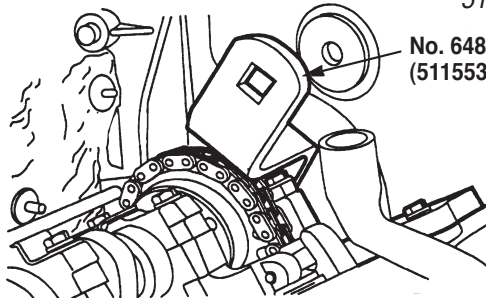
Operating Instructions
 for:

6485
 (511553 & 511554)

Ford Camshaft Gear Bolt Socket & Extension

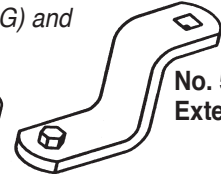
Application: 1997 – 2011 4.0L SOHC Explorer (V6), Mountaineer (V6), Ranger (VIN E)
 1997 – 2008 4.0L SOHC Explorer, Mountaineer, Ranger (VIN X)
 2005 – 2010 4.0L SOHC Mustang (VIN N)
 2003 – 2011 4.0L SOHC Ranger

NOTE: 511553 is the same as Ford No. 303-565 (T97T-6256-G) and
 511554 is the same as Ford No. 303-575 (T97T-6256-F).



No. 6485
 (511553 & 511554)

No. 511553
 Camshaft Gear
 Bolt Socket



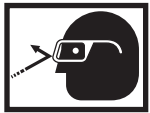
No. 511554
 Extension

1. Assemble the No. 6485 (511553 & 511554) socket and extension on the camshaft gear bolt as shown.

Removal: Use a ratchet or breaker bar to loosen and remove the bolt from the camshaft.

Assembly: Use a torque wrench to tighten the bolt on the camshaft. Refer to the vehicle service manual for the correct torque specifications.

© Bosch Automotive Service Solutions LLC
 July 25, 2014 Rev. C



WARNING: Wear eye protection that meets ANSI Z87.1 and OSHA standards.



655 Eisenhower Drive
 Owatonna, MN 55060 USA
 Phone: (507) 455-7000
 Tech. Serv.: (800) 533-6127
 Fax: (800) 955-8329
 Order Entry: (800) 533-6127
 Fax: (800) 283-8665
 International Sales: (507) 455-7290
 Fax: (507) 455-7063

Form No. 107118

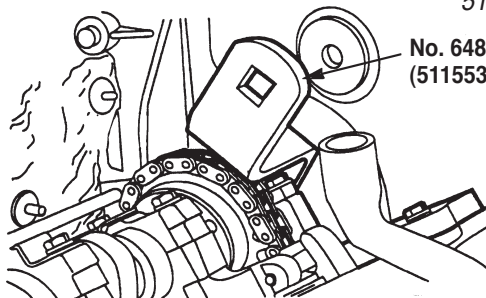
Operating Instructions
 for:

6485
 (511553 & 511554)

Ford Camshaft Gear Bolt Socket & Extension

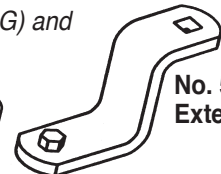
Application: 1997 – 2011 4.0L SOHC Explorer (V6), Mountaineer (V6), Ranger (VIN E)
 1997 – 2008 4.0L SOHC Explorer, Mountaineer, Ranger (VIN X)
 2005 – 2010 4.0L SOHC Mustang (VIN N)
 2003 – 2011 4.0L SOHC Ranger

NOTE: 511553 is the same as Ford No. 303-565 (T97T-6256-G) and
 511554 is the same as Ford No. 303-575 (T97T-6256-F).



No. 6485
 (511553 & 511554)

No. 511553
 Camshaft Gear
 Bolt Socket



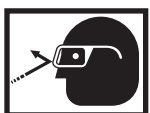
No. 511554
 Extension

1. Assemble the No. 6485 (511553 & 511554) socket and extension on the camshaft gear bolt as shown.

Removal: Use a ratchet or breaker bar to loosen and remove the bolt from the camshaft.

Assembly: Use a torque wrench to tighten the bolt on the camshaft. Refer to the vehicle service manual for the correct torque specifications.

© Bosch Automotive Service Solutions LLC
 July 25, 2014 Rev. C



WARNING: Wear eye protection that meets ANSI Z87.1 and OSHA standards.