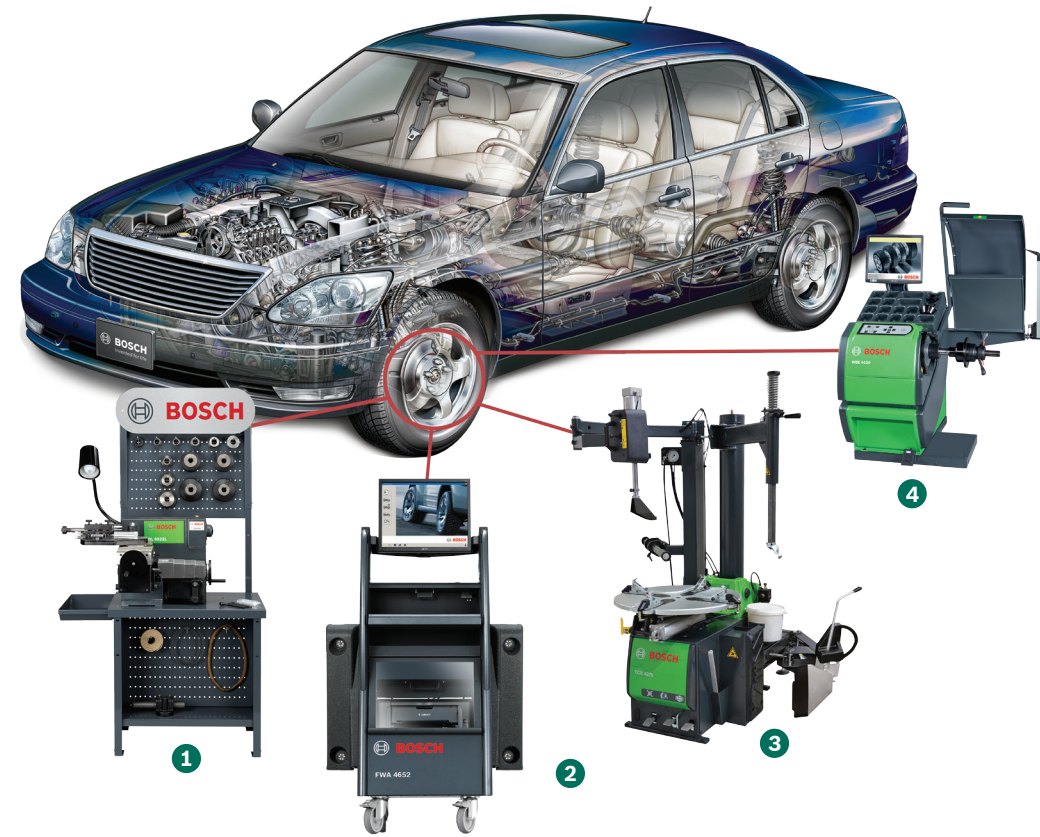


Bosch Wheel Service Equipment

Bosch offers a complete line of high quality wheel service equipment designed to increase repair shop efficiency, and maximize profitability. Bosch also provides an array of undercar and underhood diagnostic and test equipment and software. To learn more, visit boschwheelservice.com. To place an order, contact customer service at **1-800-551-2228**.



- 1**
Brake Lathe Equipment
 - ▶ BL8922L
 - ▶ BL8944L
 - ▶ BL8991 Shop
 - ▶ BL8993 Shop
 - ▶ OCL8850
- 2**
Wheel Alignment Equipment
 - ▶ FWA 4437V 8R CCD
 - ▶ FWA 4652V Easy 3D
- 3**
Tire Changing Equipment
 - ▶ TC 220S
 - ▶ TCE 4275
 - ▶ TCE 4295
 - ▶ TCE 4475
 - ▶ TCE 5210 HD
 - ▶ TCE 5320 HD
- 4**
Wheel Balancing Equipment
 - ▶ WBE 4110
 - ▶ WBE 4400
 - ▶ WBE 4230
 - ▶ WBE 4430
 - ▶ WBE 5210

Tire Changers and Accessories



Bosch Automotive Service Solutions Inc.

28635 Mound Road
Warren, MI 48092
800-533-6127
www.boschwheelservice.com

28" High-Performance Tilt Back Tire Changer

TCE 4475

Bosch Tire Changers Engineered Smart

Bosch introduces a new traditional tilt-back tire changer capable of safely and efficiently handling virtually any wheel combination for both passenger and light truck vehicles.

The TCE 4475 is a highly durable tilt-back tire changer with a wide range of features designed to provide maximum performance and speed when changing even the most difficult passenger car and light duty truck tires.

The tire changers feature a 2-speed turntable which allows for exact torque when needed, and only requiring a 110V electric circuit. The motor can be reduced to 7 RPM's for finesse when handling more challenging tires and 15 RPM's when more speed is required.

Equipped with the special helper arm assembly, the bead press device and bead roller operate independently yielding more control from two points of contact, providing precise control of the operation.

Key Features/Benefits:

- ▶ **Helper Arm Device** – The bead press device and bead roller operate independently yielding more control from two points of contact.
- ▶ **2-Speed Rotating Turntable** – Allows for exact torque when needed, and only requires a 110V electric circuit.
- ▶ **Large Clamping Capacity** – Maximum capacity of 28"
- ▶ **Ergonomic Control for Bead Breaking** – The hand operated bead breaker allows for easy tire/wheel demounting while minimizing operator discomfort.
- ▶ **Stable Design** – Extreme structural rigidity by virtue of the patented G-Frame design greatly reduces mount/demount head flexing which essentially eliminates damage to wheels and tires.
- ▶ **4-Point Adjustable Bead Breaker** – Optimizes force and speed resulting in less demand for air consumption.



Bead press device and roller provide optimal control while mounting challenging beads



Ergo control

32" Center-Post Swing Arm Tire Changer


TCE 4295

Bosch Tire Changers Engineered Smart

Bosch introduces a new innovative tire changer which combines the familiarity of a traditional swing-arm with the versatility of a modern center-post, capable of safely and efficiently handling virtually any wheel combination for both passenger and light truck vehicles.

Key Features/Benefits:

- ▶ **Center-Post Clamping** – Robust Center-Post allows for a wide range of application and effortless locking with the innovative "Smart Lock" center locking system.
 - New Smart Lock designed to be quick, precise and easy to use.
 - Greatly reduced clamping time compared to external clamping on rim clamp machine.
- ▶ **Larger Clamping Capacity** – Maximum wheel capacity of 32" diameter and 15" width.
- ▶ **Increased Rigidity** – The new G-Frame design provides extreme rigidity which greatly reduces mount/demount flexion virtually eliminating damage to wheels and tire.
- ▶ **2-Speed Rotation (Electric only)** – The pedal controlled 2-speed rotation allows for exact torque when needed.
 - Ultimate control during operation.
 - Work faster on average sized tires and delicately on challenging wheel and tire combinations.
- ▶ **Ergonomic Control for Bead Breaking** – The hand actuated bead breaker provides the operator with more precise control of the shovel during the bead breaking process.
- ▶ **Helper Assembly** – Standard configuration includes independently operated bead press device and dual-height bead rollers for the ultimate combination of assistance when servicing challenging wheel assemblies.
- ▶ **Boost Inflation System** – Hand-held bead blaster designed for faster bead seating.



Ergonomic Control (Patent-pending)



Easy to use Smart Lock center locking system quickly secures wheel.



Controlled Bead Breaker maximizes operator control and comfort.

28" High-Volume Swing Arm Tire Changer

TCE 4275

Bosch Tire Changers Engineered Smart

The TCE4275 is a durable swing arm tire changer with a wide range of features designed to provide maximum performance and speed when changing even the most difficult passenger car and light duty truck tires.

Key Features/Benefits:

- ▶ **Large & Robust 2-Speed Electric Turntable** – Delivers users two variable speeds for ultimate control during operation and standard clamping capacity of 28" external and 30" internal.
 - Work faster on average sized tires and delicately on challenging wheel and tire combinations.
 - Controlled by an electric moto-inverter allowing for smooth torque ramp up and “slow down and power up”.
 - Accommodates assemblies up to 47" in diameter and maximum width of 14".
- ▶ **Helper Arm Assembly** – An articulating bead depress arm and bead roller which operate independently yielding precise control from two points of contact during the tire changing process.
- ▶ **Increased Rigidity** – The new G-Frame design provides extreme rigidity which greatly reduces mount/demount flexion virtually eliminating damage to wheels and tire.
- ▶ **Ergonomic Hand Actuated Bead Breaker*** – Allows for effortless wheel/bead separation while minimizing operator discomfort and maximizing control.
- ▶ **Enhanced Inflation Speed** – Jaw-integrated inflation system and tower mounted gauge provide simple and fast adjustment.



Model TCE4275EHC shown



Unique bead roller gently lefts and removes bead beads



Ergonomic Controlled Bead Breaker maximizes operator control and comfort.



Model TCE4275E shown

Entry Level Swing Arm Changer

TC 220S ((16990018783CM))

Designed for:

- ▶ General service shops
- ▶ Low volume tire service usage
- ▶ Standard tire construction

Key Features/Benefits:

- ▶ Simple and intuitive swing arm operation
- ▶ Solid wheel coverage
- ▶ Rigid construction prevents rim damage




Heavy Duty Tire Changer

TCE 5210

Bosch Tire Changer

- ▶ Well suited to accommodate truck and bus wheels from 14" to 26" including tubeless rims or split rims
- ▶ Four clamping jaws with valved controlled clamping
- ▶ Movable control panel provides user added safety and flexibility
- ▶ Spring loaded mount/demount tool is for ease of operation
- ▶ Bi-directional chuck
- ▶ Single piece heavy steel frame



Specifications

Inside clamping	14"-26"
Wheel width	31.5"
Tire diameter	64.5"
HP motor (Hydraulic)	2
Rotation Motor HP	2
Electrical requirements	220 V, 3Ph & 1ph available
Weight	1,310 lbs

Models TCE 5210

1694100216810	TCE 5210 3PH 230V / 3PH / 60Hz
1694100217810	TCE 5210 3PH 230V / 1PH / 60Hz

Heavy Duty Tire Changer

TCE 5320

Bosch Heavy Duty Tire Changer

- ▶ Capable of handling a large range of wheels from 14" to 56" including rims with wells, tubeless rims, or multipiece rims
- ▶ Bi-directional chuck with two rotational speeds
- ▶ Easily chuck, lift and operate in a vertical position
- ▶ Four clamping jaws with valved controlled clamping
- ▶ Movable control panel provides user added safety and flexibility



Model TCE 5320

1694100218810 TCE 5320 230V / 3PH

Specifications

Inside clamping*	14"-56"
Wheel width	51"
Tire diameter	90.5"
HP motor (Hydraulic)	2
Rotation Motor HP	3-4
Electrical requirements	220 V, 3Ph
Weight	1,945 lbs

*Large clamping range from 14" to 42" (extendable with special accessories up to 56")

Bosch Tire Changer Comparison



	TCE 4475EHC	TCE 4295EHC	TCE 4275EHC	TCE 4275EH
Part Number	TCE4475EHC	TCE4295EHC	TCE4275EHC	TCE4275EH
Type	Auto Tilt	Swing	Swing	Swing
External Clamping	12"-28"	12"-30"	12"-30"	10"-26"
Internal Clamping	13"-30"	14"-33"	14"-33"	12"-28"
Max Rim Width	14"	15"	15"	12"
Max Tire Diameter	47"	47"	47"	39.5"
Power	110V 20A	110V 20A	110V 20A	110V 20A
Air Motor	No	Available (TCE4295AHC)	Available (TCE4275AHC)	Available (TCE4275AH)
Pneumatic or Hydraulic	Pneumatic	Pneumatic	Pneumatic	Pneumatic
Helper System	Yes (2 Points)	Yes (2 Points)	Yes (2 Points)	Yes (2 Points)
Wheel Lift	Available	Available	Available	Available
Center Post or Rim Clamp	Rim Clamp	Center Post	Rim Clamp	Rim Clamp
Inflation in Jaws or Boost Inflator	Jaws	Boost Inflator	Jaws	Jaws
Telescoping Bead Breaker	Available	No	No	Yes
ERGO Bead Breaker	Yes	Yes	Yes	No
Warranty	3 years Parts & Labor	3 years Parts & Labor	3 years Parts & Labor	3 years Parts & Labor



	TCE 4275E	TC 220S	TCE 5210 HD	TCE 5320 HD
Part Number	TCE4275E	16990018783CM	1694100217810	1694100218810
Type	Swing	Swing	Heavy-Duty	Heavy-Duty
External Clamping	10"-26"	10"-20"	N/A	N/A
Internal Clamping	12"-28"	12"-23"	14"-26"	14"-42"
Max Rim Width	12"	12"	31.5"	51"
Max Tire Diameter	44"	37.5"	64.5"	90.5"
Power	110V 20A	110V 20A	220V 1PH (Available 3PH)	220V 3PH
Air Motor	Available (TCE4275A)	No	N/A	N/A
Pneumatic or Hydraulic	Pneumatic	Pneumatic	Hydraulic	Hydraulic
Helper System	No	No	N/A	N/A
Wheel Lift	Available	No	N/A	N/A
Center Post or Rim Clamp	Rim Clamp	Rim Clamp	N/A	N/A
Inflation in Jaws or Boost Inflator	Jaws	Jaws	N/A	N/A
Telescoping Bead Breaker	Yes	No	N/A	N/A
ERGO Bead Breaker	No	No	N/A	N/A
Warranty	3 years Parts & Labor	6 Months Parts	1 Year Parts / 6 Months Labor	1 Year Parts / 6 Months Labor













Bosch (TCE) Tire Changer Accessories

Basic Accessories			
Part Number	Description	Application	Image
1695107467	TCE Wheel Lift w/ integrated roller board	TCE4275 TCE4295 TCE4435 TCE4475	
1695102584	Storage Kit	TCE4275 TCE4295 TCE4435 TCE4475	
1695103261810	Bead pressing device – lower profile (Zeppa)	All	
1695103216810	Bead pressing device – higher profile (Zeppa)	All	
1695106190810	Roller Board	TCE4275 TCE4295 TCE4435 TCE4475	
1695101608810	Mount/Demount plastic protection – Front (5 Pcs.)	All TCE w/ steel mount head	
1695102725810	Mount/Demount plastic protection – Rear	All TCE w/ steel mount head	
1695102090810	Plastic protection for bead breaker	All TCE	
1695105190810	Tire bar	All	












Bosch (TCE) Tire Changer Accessories

Basic Accessories			
Part Number	Description	Application	Image
1695102148	Plastic jaw protection	TCE4275 TCE4475	
1695101502810	Plastic jaw protection	TCE4435	
1695104071810	Plastic jaw protection	TCE4230 TCE4335	
16990018763CM	Plastic jaw protection	TC220S	
1695105191000	Plastic rim protection	All	
1695103302810	Bead locking plier	All	
1695103211810	Plastic mount/demount head kit – Includes 1695102765810 & 1695102529810	All TCE	
1695102529810	Replacement plastic mount/demount head	All TCE	
1695102765810	Plastic mount/demount head adaptor	All TCE	
Center-Post Accessories			
1695107439	Reverse mount wheel adaptor	TCE4295	
1695107442	Light truck kit – 7.48”-8.78”	TCE4295	

Bosch (TCE) Tire Changer Accessories and Adaptors

Center-Post Accessories			
Part Number	Description	Application	Image
1695107440	Light truck cone – 2.95”-5.7”	TCE4295	
1695107441	Passenger car/LT centering cone – 2.95”-4.72”	TCE4295	
1695000289	Plastic cone – up to 2.75”	TCE4295	
1695107444810	Center-post protection (reverse mount wheels)	TCE4295	
Motorcycle/Scooter adaptors			
1695101575810	Motorcycle/Scooter jaw adaptors	TCE4275 TCE4435 TCE4475	
1695103543810	Motorcycle/Scooter jaw adaptors	TCE4230 TCE4335	
1695105438810	Motorcycle jaw adaptors	TCE4225	
1695105440810	Scooter jaw adaptors	TCE4225	
1695103210810	Mount/Demount head kit - Motorcycle	All TCE except TCE4295	
1695102766810	Replacement Motorcycle mount/demount head	All TCE except TCE4295	
F00E9008543CM	TC220S Motorcycle kit – Includes motorcycle head and jaw adaptors	TC220S	
1695101394810	Motorcycle bead breaker adaptor	All TCE except TCE4295	

Bosch (TCE) Tire Changer Repair Parts

Replacement Parts			
Part Number	Description	Application	Image
1695102309	Bead roller (for helper assembly)	TCE4275 TCE4295 TCE4335 TCE4435 TCE4465 TCE4475	
1695102968810	Bead depressor (for helper assembly)	All w/ Helper	
1695101150810	Bead-Breaker pad	TCE4275 TCE4295 TCE4435 TCE4475	
1695100643810 1695100654810	Bead-Breaker pad Small (two required) Large	TCE4225 TCE4230 TCE4335 TCE4465	
169900079372Y	Bead-Breaker pad	TC220S	
1695100837810	Metal mount/demount head	All TCE	
169900075072Y	Metal mount/demount head	TC220S	
1695043152810	Inflation hose	All TCE	
Heavy Duty Accessories			
1695301710810	Set of 56" Extensions Adapters	TCE 5320	
1695301711810	Light Alloy Wheel Protection Adapter	TCE 5320	
1695400139810	Light Alloy Wheel Protection Adapters	TCE 5210	
1695300102810	Tubeless roller	TCE 5210	