

EASIER CLUTCH SERVICE




CLUTCH AND FLYWHEEL HANDLERS

5018A Truck Clutch and Flywheel Handler

- Memory head locks in position for easier reinstallation
- Handles 14" and 15-1/2" clutch assemblies weighing up to 300 lbs.
- 360° swivel head lays flat when lowered completely, allowing for easy mounting of the clutch assembly.
- Minimum height of 15" allows access below side faring.
- Includes 547027 10-spline adapter with 2" OD, 1.18" pilot
- When raised, centerline of clutch will be 38-1/4" off floor.
- Swivel casters provide easy maneuverability.
- Floor space is 32-3/8" long by 24-1/2" at widest point.





Available adapters for 5018 and 5018A

Part Number	Description	Splines	Fits on	Diameter	Pilot
 516160	Flywheel handling attachment for 14" and 15.5" flywheel assemblies	N/A	5018A	Bolt spacing of 15.4" to 16.7"	N/A
515686	Splined shaft	10-spline	5018A	1-3/4"	1.18" (30mm)
516159	Splined shaft for Navistar 466 Series	10-spline	5018A	1-3/4"	1"
 600005	14-Splined shaft adapter Eaton Fuller Ultrashift Plus Transmissions, includes 600007 adapter	14-spline	5018A	2" OD	1.18" (30mm)
 600007	Clutch handler shaft adapter. Allows adapters for 5015A to be used on 5018A	N/A	5018A	N/A	N/A
547027	Splined shaft adapter (Included with 5018A)	10-spline	5018A	2" OD	1.18" (30mm)







5015A Truck Clutch and Flywheel Handler

- Replaces 14" and 15-1/2" clutch assemblies weighing up to 150 lbs.
- Lifting range of 9" to 37".
- Swivel casters provide easy maneuverability.
- Includes a 2" diameter spline shaft (545765) with 1.18" pilot to aid alignment
- Floor space is 37-3/8" long by 24-1/2" at widest point.



Available adapters for 5015 and 5015A

Part Number	Description	Splines	Fits on	Diameter	Pilot
 218174	Flywheel handling attachment for 14" and 15.5" flywheel assemblies	N/A	5015 5015A	Bolt spacing of 15.4" to 16.7"	N/A
 48625	Splined shaft adapter	10-spline	5015A	1-3/4"	1.18" (30mm)
440533	Splined shaft adapter for Navistar 466 Series	10-spline	5015A	1-3/4"	1"
 314386	Alignment shaft extension for Navistar 466 Series 2-plate clutch	N/A	5015A	1-3/4"	
 600011	Splined shaft adapter for Eaton Fuller UltraShift Plus transmissions	14-spline	5015A	2" OD	1.18" (30mm)
545765	Spline shaft adapter (Included w/ 5015A)	10-spline	5015A	2" OD	1.18" (30mm)


CLUTCH ALIGNMENT AND SERVICE SETS

5035 Clutch adjustment gauge

- Includes clutch pedal free play gauge and release bearing travel gauge
- Ensures correct operation of pull-type heavy-duty clutches
- Check free play between the yoke and bearing's wear pad
- Determine travel between the release bearing and transmission bearing cap






5043 Clutch service set

- 9-tool set for clutch installation, clutch adjustment and flywheel drive-pin installation
- Includes 7073A and 7074A clutch alignment tools
- Also includes clutch release tool, adjusting wrench, 2 sets of guide pins and hex key wrench



TRUCK CLUTCH ALIGNMENT TOOLS

- Lightweight, sturdy fiberglass-reinforced nylon body for smooth installation and durability
- Won't hang up in the clutch disc
- Perfect fit to the spline of the clutch disc
- Easily supports heavy pressure plates

Part Number	O.D	Pilot
 5070	1-1/2"	30mm (1.18")
 7072A	1-1/2"	1.18" (30mm)
 7073A	1-3/4"	1-1/4"
 7074A	2"	1.18" (30mm)
 7480	1-3/4"	1"

1797 heavy-duty clutch adapter

- Mounts to most high and low-lift transmission jacks to use as a clutch handler
- Works with all OTC splined shaft adapters
- Universal mounting base with hardware included



Splined shaft adapter compatibility:

- 600011 – Splined shaft adapter; 14 Spline, 2" OD, 1.18" Pilot. For Eaton Fuller UltraShift Plus transmission.
- 545765 – Splined shaft adapter; 10 Spline, 2" OD, 1.18" Pilot.
- 48625 – Splined shaft adapter; 10 Spline, 1-3/4" OD, 1.18" Pilot.
- 440533 – Splined shaft adapter; 10 Spline, 1-3/4" OD, 1" Pilot.
- 314386 – Splined shaft extension; 1-3/4" OD x 4". For use with splined shaft adapters on the 2 – plate clutch of Navistar 466 series engine.
- 218174 – Flywheel handling attachment; handles bolt spacing of 15.4" to 16.7".

6981 Blind hole puller set

- Ideal for blind or hidden bearings in heavy-duty vehicles, machinery and equipment
- Includes 6 internal pulling collets, slide hammer and pulling bridge
- Slide hammer threads into collets to pop bearing or bushing from its seat
- Pulling bridge straddles housing in tight areas to pull bearing straight out



PILOT BEARING PULLERS

- Designed to pull flywheel pilot bearings
- Also pulls motor, generator and magneto bearings
- Versatile pullers for automotive, heavy-duty trucks, tractors, factories and more
- 20.6" Slide hammer or bridge style for more pulling options

Part Number	Reach	I.D. Spread	Weight	Style
1170	3/4"	1/2" – 1-1/2"	4 lbs., 14 oz.	Slide hammer
1171	1"	7/8" – 2-1/8"	4 lbs., 14 oz.	Slide hammer
1172	1-3/4"	1/2" – 2"	4 lbs., 14 oz.	Slide hammer
7318	3/4"	1/2" – 1-1/2"	3 lbs., 7 oz.	Bridge style
7319	1"	7/8" – 2"	3 lbs., 10 oz.	Bridge style



7471A Cummins engine barring tool

- Used to manually rotate Cummins B and C series diesel engines
- Also will rotate 5.9L Cummins diesel engines in Dodge, Ram pickups
- 1/2" square drive for use with breaker bar or ratchet
- Load-bearing collar smoothly rotates engine



6749 Mack/CAT Engine Barring Socket

- Designed to rotate Mack E7 and CAT 3208 engines
- Similar to OE tool J-38587-A