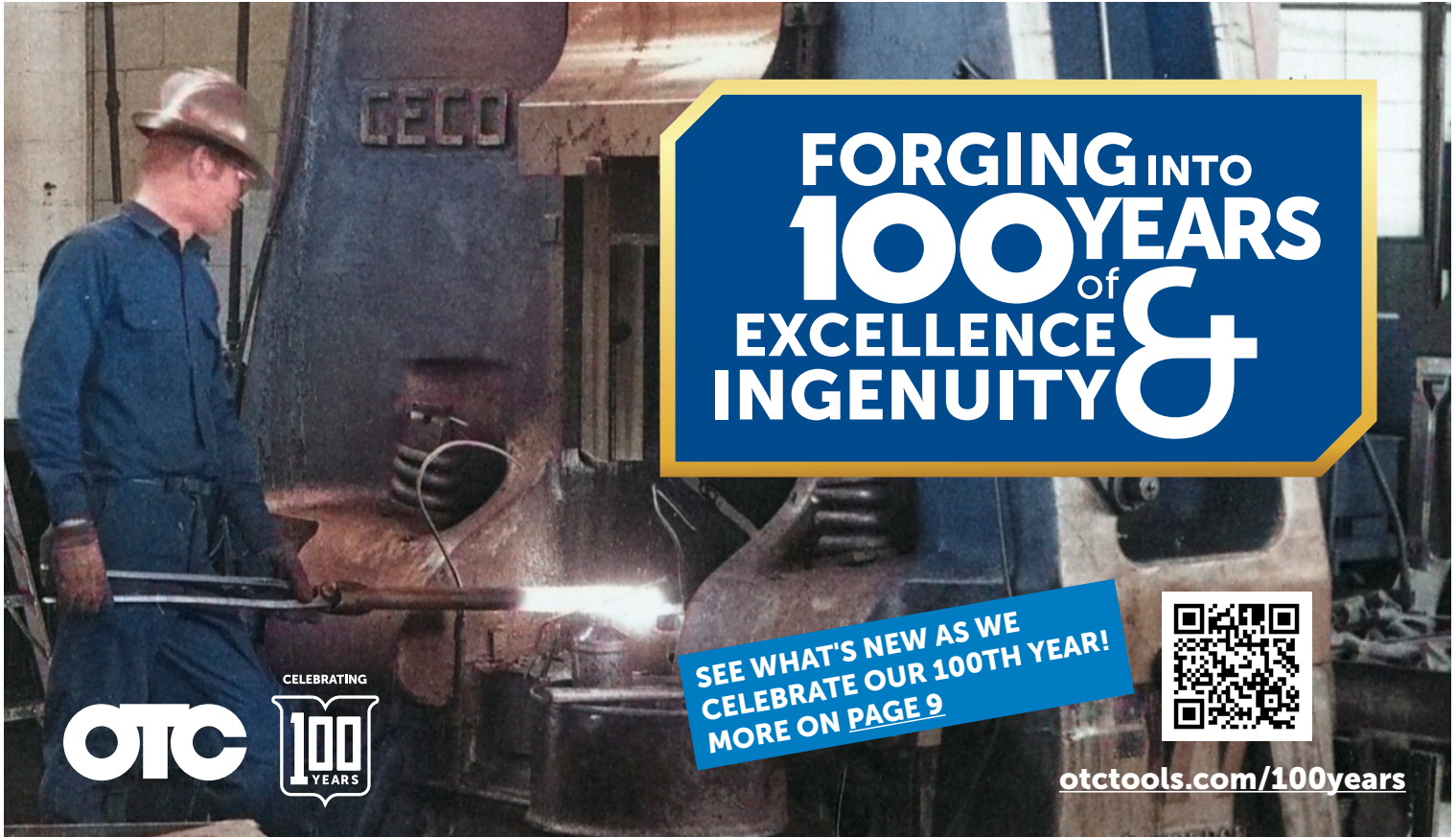


MUSCLE TOOLS Q2 2025 EDITION

HIGH TECH TO HARD TECH

 **BOSCH**  **ROBINAIR**  **OTC** *The most advanced diagnostics, tools & equipment*



FORGING INTO
100 YEARS
of
EXCELLENCE &
INGENUITY

SEE WHAT'S NEW AS WE
CELEBRATE OUR 100TH YEAR!
MORE ON PAGE 9



otctools.com/100years



**30-DAY
MONEY BACK
GUARANTEE**

FREE

**1234yf is here
for Ag, Trucking
industries**

More on [page 6](#)

**Buy an ADS 525X or 625X
diagnostic scan tool,
get a FREE Bosch TPA 300 TPMS Tool
(\$899 value)**



[Learn More](#)

Invented for life



#BoschSolves

Solving TPMS Sensor Problems

In this episode of Bosch Solves, we take a look at a vehicle showing low tire pressure, even though the tire is at the correct PSI, by using a Bosch ADS X Series Diagnostic Scan Tool and Bosch TPA 300 Tire Pressure Monitoring System Tool.



See the solution from
#BoschSolves
[Watch the video](#)

Limited
time offer
(see cover)

Featured and compatible products



3975

Bosch ADS 625X and ADS 525X
Diagnostic Scan Tool

3945

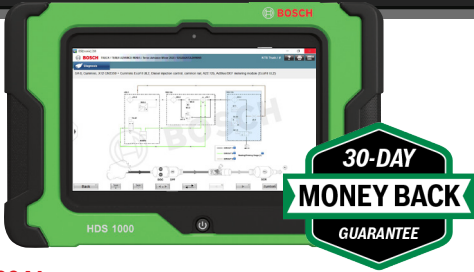


3934

TPA 300 TPMS
Programming Tool



See how #BoschSolves real-world problems technicians see in their shop every day.
Watch the video series.
[Visit boschdiagnostics.com/bosch-solves](http://boschdiagnostics.com/bosch-solves)



The Bosch ESI[truck] platform is unlike any other in the industry, taking heavy duty diagnostics to the next level.



Over 50 specialty cables available for exclusive coverage of OHW vehicles

3824A ESI[truck] Heavy Duty Diagnostic Solution

- Truck, engine, and system coverage
- HDS 1000 10" touchscreen Windows® 10 tablet
- Ruggedized drop-tested tablet designed for the garage environment
- Enhanced bidirectional controls
- Injector coding, forced DPF regen, VGT relearning, special tests, component actuations & more
- Proprietary ESI[truck] software saves valuable labor time with intuitive software – scan procedures the same for a Sprinter van to a Terex Titan dump truck
- All-in-one subscription unlocks access to full color-wiring diagrams, live data stream, and repair information for all makes and models
- All diagnostic functions continue after subscription expiration*

3824A-TBL Heavy Duty Tablet Upgrade

- Upgrade an existing 3824 EST[truck] Tablet (DCU100) to the new and improved 3824A model
- Includes Windows 10 Touchscreen tablet, carry case and battery pack.

3824-08R Troubleshooting & Repair Subscription

- Faster, more efficient heavy duty vehicle repairs
- 13,000+ procedures guide user through each step to troubleshoot vehicle issues
- Procedures by DTCs or by vehicle symptoms
- Technical Service Bulletins (TSBs) included

*Applies to Truck (3824A and 3824-08) and OHW (3824CBL-UPG and 3824-08OHW) Coverage

3824CBL-UPG ESI[truck] Off-Highway Upgrade Cable Kit with Introductory Software License

Add off-highway vehicle and machinery coverage for multiple manufacturers to your 3824A ESI[truck] scan tool.

Kit contents:

- 10 cables for machinery, construction equipment, agricultural vehicles and more
- ESI[truck] off-highway software package with full diagnostic capabilities. Introductory off-highway software expires when your ESI[truck] heavy duty truck software expires
- Software renewals can be done simultaneously, ensuring continuous HD truck and off-highway vehicle coverage



3824BSC ESI[truck] Software and Adapter Kit

- Includes the ESI[truck] platform features, adapters, software, and coverage for use on your own Windows 10 device
- ESI[truck] diagnostic software with the functions and aftermarket coverage techs need, RP1210 Data link adapter, 6 and 9 pin cables, and HD/OBD II cables



3824-08 ESI[truck] 1-Year Renewal License

- 1-Year (12-month) renewal license for existing ESI[truck] user




3824-08OHW ESI[truck] Off-Highway 1-Year Software License

- 12-months of off-highway diagnostic coverage, including all coverage updates
- Used to renew initial software included with Off-highway upgrade cable kit with introductory software license



For more information on software updates and off-highway coverage upgrades, visit boschdiagnostics.com

Off-highway cable upgrade kit and off-highway software only compatible with 3824A and 3824BSC ESI[truck] diagnostic tools. Customer must first purchase Off-highway upgrade cable kit with introductory software (3824CBL-UPG) prior to purchasing or activating Off-highway 1-year software license (3824-08OHW)





ADS 525X
3945

ADS 625X
3975

**30-DAY
MONEY BACK
GUARANTEE**

ADSX Diagnostic Scan Tools

Extreme speed. Extreme flexibility. Extreme access.

- Rapid DTC scan powers all-system DTC scans
- Complete pre- and post-reporting with wireless printing
- Topology View OE-level network information (ADSX)
- NEW! 100% OEM-approved access to unlock secure gateway (SGW) access to Hyundai / Kia / Genesis vehicles
- Unlock vehicles w/Secure Access such as FCA, Ford and others
- Access to Repair Source – 100% OEM-licensed repair information library with the most expansive, reliable, and up-to-date vehicle coverage and information, right from the source
- OEM full-color wiring diagrams & enhanced bi-directional testing
- Access to Code – Assist™ Top Reported Fixes by Identifix
- Quick links to Identifix, Mitchell, AllData and more
- On-tool and online training videos
- All new Android 10.0S+ software with access to Google Play Store



3920

3920 VET 100 Circuit Analysis Tool

Quickly identify electrical issues in failed circuits

- Perfect tool for Data stream analysis using your scan tool
- Identify failed circuit component, wiring or PCM
- Simulates the sensor you are diagnosing by inputting a determined voltage at the sensor location
- Allows input voltage from .5VDC -7VDC in .5VDC increments
- Use your scan tool to verify if correct voltage is being applied to circuit
- Bypass sensor to send desired voltage back to PCM
- Works with 12V and 24V systems with vehicle voltage displayed. Also includes a “flashing” low battery voltage indicator



Other recommended product
OTC

3990

OTC 1000V CAT III Hybrid Multimeter with Insulation Resistance Test

OTC 1000V CAT III Hybrid Multimeter with Insulation Resistance Test. A full function Multimeter with an insulation test feature is used to test for voltage leaks through insulation found on Hybrid and Electric Vehicles.

Features:

- Hybrid Insulation Resistance Test
- True RMS
- Auto Ranging
- Diode Test
- Continuity Buzzer
- Data Hold
- Data Logging
- Display Backlight
- Min/Max Mode
- Sleep Mode
- Low Battery Display



Watch the video to learn more about the BAT 6120-US Battery Charger & Power Supply

NEW



BAT6120-US

BAT 6120-US

Battery Charger & Power Supply

High-Power 12 V Battery Charger and 120 Amp Power Supply.

- Supports and maintains 120 A DC Continuous Output (@AC120 V~240 V, 25°C)
- Important for late model vehicles which have higher current requirements to maintain stable power supply during programming
- Supports Flooded/AGM/EFB/GEL/Lithium (LFP) batteries
- 12 V Lead Acid Battery Charge. Charging Diagnosis / 12 V Lithium Battery Charge, BMS Wake Up
- Maximum power output: up to 1750 W
- Flexible operation modes to fulfill customer needs
- Fits neatly on a desk, bench, or showroom floor. Also wall-mountable



3926

BAT 35

Vehicle Computer Memory Saver

BAT 35 maintains the memory of the on-board vehicle computer to prevent losing memory settings when you disconnect a battery.

- Retain computer memory and on board memory sets such as: keyless entry codes, seat memory, digital radio settings, clocks, car alarms etc.
- Includes 12V, 7amp hour lead acid, sealed battery for long life expectancy
- Six LED indicator lights, three for charging functions and three for power storage conditions for ease of use
- Built-in OBD II cable for vehicle power supply while vehicle battery is disconnected



Watch how the BAT 155 helps diagnose a hard-starting medium-duty truck



BAT155

BAT 155

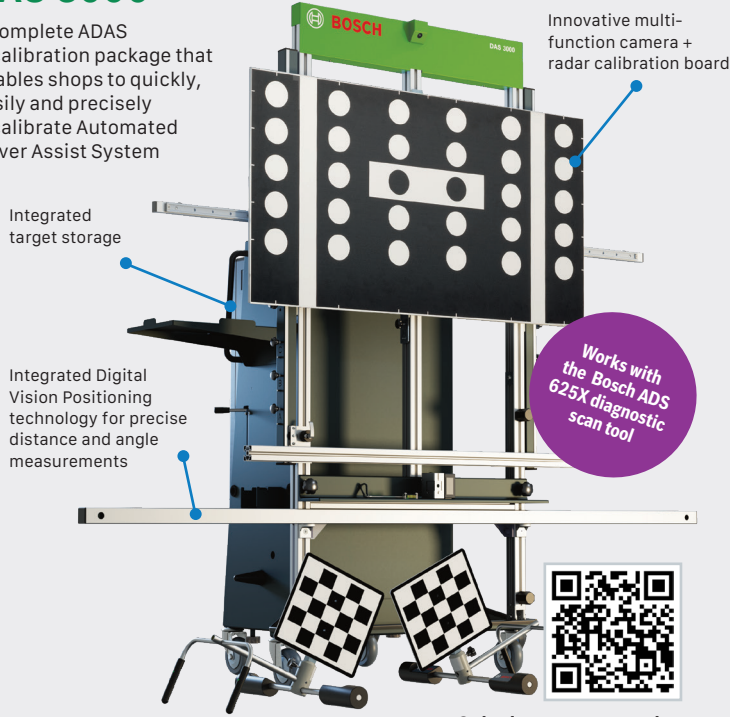
Heavy Duty Battery and Electrical System Analyzer

- 100 - 6,000 Cold Cranking Amp (CCA) Test Capacity
- Enables Testing Battery Packs (Multiple Batteries connected together) in the vehicle
- Infrared Temp Sensor for measuring battery temp (increases accuracy of CCA measurement)
- Optional Amp Probe and Voltmeter
- Tests 6V, 12V batteries and 12V, 24V charging systems

ADAS Recalibration System

DAS 3000

A complete ADAS recalibration package that enables shops to quickly, easily and precisely recalibrate Automated Driver Assist System



Innovative multi-function camera + radar calibration board

Integrated target storage

Integrated Digital Vision Positioning technology for precise distance and angle measurements

Works with the Bosch ADS 625X diagnostic scan tool


DAS 3000-3

Calculate your annual revenue by investing in the Bosch ADAS solution


Calibration Mats

Brand specific equipment for the proper calibration of the Rear and Surround View cameras according to the OEM specifications implemented by Bosch routines and workflows.

Near Range Camera Systems for Volkswagen group




Calibration set for 360° Cameras Generation 2:
CTA 500-1



Calibration set for Rear Camera:
CTA 501-1

Near Range Camera Systems for Mercedes-Benz



Calibration set for Rear Camera:
CTA 511-1

Leak Testers

Safe and cost-effective leak detection solutions for passenger and heavy duty vehicles



SMT 500

SMT 500 Low Pressure Leak Tester Smoke Machine

- On Board Air compressor eliminates need for shop air or inert gas tank during use
- Variable flow control detect leaks as small as 0.01" in sealed systems
- Pressure decay testing
- Compact, lightweight design (ultra-portable at 11 lbs)



SMT 300

SMT 300 LeakTamer II EVAP & Diagnostic Smoke Machine

- Multi-purpose tester designed not only for EVAP testing but for leak detection in any low pressure closed system including oil leaks, exhaust leaks, wind leaks, water leaks, EGR leaks and many more
- Fully featured machine with graduated smoke flow control valve, air flow meter, and pressure/vacuum decay gauge
 - Full complement of accessories and storage case included



1699500000

HPT 500 High Pressure Leak Tester

- Produces leak detection "smoke" at higher pressure than standard machines (up to 20psi) for higher pressure systems
- Higher flow rate fills the system with smoke up to 5 times faster
- Ideal for finding leaks in exhaust after-treatment systems
- Test entire system, from intake to exhaust, in one 15 minute test
- High-pressure and large volume systems found in heavy-duty truck and turbocharged passenger vehicles

TPA 300 TPMS Programming Tool



Compatible with any Bosch manufactured diagnostic tool

3934

- Activate and read TPMS sensor data, program sensors, check remote keyless entry signal and display sensor data in seconds
- Perform OBD II relearns within minutes when paired with a compatible Bosch manufactured diagnostic scan tool
- Full database of indirect, manual and auto relearn procedures
- Intuitive, full-color display with easy vehicle lookup by make, model and year
- Supports all known OE and aftermarket programmable sensors for all light vehicles
- Includes 3 years of software updates for the latest features and coverage



Compare leak detection solutions from Bosch

Major Ag and Trucking OEMs are switching to 1234yf

Ask your Robinair rep for more info



AC1234-9
Connected



Be ready to service YF systems with:

- › A new machine meeting SAE J2843 standard; Robinair's AC1234-4 or AC1234-9
- › A new leak detector meeting SAE J2913 standard; Robinair's LD3, LD5 or LD7
- › A syringe-type oil injector to inject oil back into the system; Robinair's 18465
- › Optional tracer gas leak detector to reduce cost searching for leak; Robinair's LD9-TG



**SEE WHAT YOU
MIGHT BE MISSING**
Calculate your return.
One service per day adds
thousands in profit.

A New Leak Detector

Your existing leak detector may not recognize R-1234yf, meaning you may not catch an expensive refrigerant leak. Invest in one that meets SAE J2913 and J2791 standards.

- › LD3 leak detector automatic calibration and audible alerts
- › LD5 leak detector with bar graph mode and color display
- › LD7 premium leak detector with bar and pinpoint graphing modes and detects both R134a and R1234yf.



LD7 shown

New Syringe-Type Oil Injectors

1234yf systems have different fittings and couplers, requiring a new syringe-type oil injector to put oil back into the system. Current SAE standards for 1234yf service does not allow automatic oil injection on a machine.

- › 18465 PAG-labeled 1234yf injector for low-voltage systems in gas and diesel vehicles
- › 18470 POE-labeled 1234yf injector for electric and hybrid vehicles



18465 shown



80211TMP
Bluetooth temp probes master kit

- Read and track temperatures from multiple locations from your A/C machine
- Use up to 2 probes per compatible Robinair machine
- Enables WiFi and Bluetooth capabilities on NI and AC1234-4 machines

What wireless accessories fit my machine?

Non-wireless A/C Machine		Wireless Enabled A/C Machine
A/C Machine	Temp Probes	Temp Probes
34288NI, 34788NI, 34788NI-H, 34988NI	80211TMP	80213 or 80212*
34998, AC1234-9	—	80213 or 80212
AC1234-4	80211TMP	80213 or 80212*

*Use of ACS-250, 80212 or 80213 on NI or AC1234-4 requires machine first be WiFi/Bluetooth enabled using 80211TMP
**Database purchase required for vehicle refrigerant capacity

A/C system capacity databases

- Confirm AC system charge capacities directly from your Robinair card for R-134a and R-1234yf systems, sold separately
- Includes charge amounts and component oil capacities for vehicle model years 1999 – 2023 using R-134a refrigerant and vehicle model years 2013 – 2023 using 1234yf refrigerant
- Database helps ensure the vehicle system is charged with the correct amount of oil, per factory and OEM specification

- 34001** R-134a database for 34998 machine
- 34412-G** R-134a database for 34288NI, 34788NI, 34788NI-H, and 34988NI machines

R-1234yf database

- 34002** R-1234yf database for AC1234-9 machine
- 34413-E** R-1234yf database for AC1234-4 machine
- 34414-C** R-1234yf database for AC1234-6 machine

Find leaks and diagnose system issues faster

Connected accessories, leak detectors, refrigerant analyzers and tracer gas detectors for R-134a and R-1234yf service



16995
R-ID Plus refrigerant identifier/analyzer

- Analyze R-134a and R-1234yf refrigerant for purity and contamination
- Prevent contaminated refrigerant from being pulled into your machine
- Includes printer to add refrigerant purity to service report
- R-134a and R-1234yf tank adapter; R-134a and R-1234yf hoses included
- Available as 16990 R-ID without printer



EVDC100
A/C Electronic Variable Displacement Compressor Tester

- Control signal to variable compressor to accurately diagnose system problems
- Quickly diagnose and verify valve function, lowering total repair time and costs
- Includes connect adapters for both old and newer style compressors
- Heavy duty battery clips and cable provides power from vehicle battery, eliminating the need for batteries
- Made in the USA



LD7
Premium refrigerant leak detector

- Detects R-1234yf and R-134a leaks for use on most vehicles
- Sweep, bar graph and line graph modes make finding leaks faster, easier
- Features audible detection alert, UV LED lights for use with UV dye and inspection light
- Sensor life up to 10 years for reliable leak detection
- Available as LD3 and LD5 versions



LD9-TGKIT
Tracer gas leak detector service kit

- Test systems for leaks under pressure, instead of vacuum
- YF systems can hide leaks under vacuum, requiring pressure testing
- 95% Nitrogen / 5% hydrogen tracer gas mix helps find leaks faster
- Kit includes 1234yf coupler, 134a coupler, Tracer gas detector, hose and Tracer gas regulator
- Available as LD9-TG, Tracer gas detector only

Combining Simple Operation with Superior Accuracy

These machines will test, recover and recharge R-134a and R-1234yf automotive A/C system quickly and accurately.

R-134a Systems



R-1234yf Systems



Features	34288NI	34788NI	34788NI-H	34998	AC1234-4	AC1234-4SL	AC1234-9
Meets 1234yf standards for Off-highway, Agricultural, Trucking industries.	–	–	–	–	✓	✓	✓
Fully Automatic Function: Program to recover, vacuum, leak test and charge without operating panel valves.	Manual Valves	✓	✓	✓	✓	✓	✓
Automatic fluid drain/inject	Oil drain	Oil drain/inject*	Oil drain	Oil drain/inject, dye inject**	Oil drain	Oil drain	Oil drain
A/C System Flush: Flushes a vehicle's A/C system with refrigerant, eliminating any residual oil or other liquid. (Flushing adapters not included)	–	–	✓	✓	✓	✓	✓
Save & print before and after service data: Allows the user to store before and after service information by vehicle and print this information to provide to a customer.	–	✓	✓	✓	✓	✓	✓
Visual & Audible Alarm: Notifies the user when service is complete, or if a problem has occurred.	–	✓	✓	✓	✓	✓	✓
Vacuum Leak Test: Monitors level after evacuation, informs of possible leak.	–	✓	✓	✓	✓	✓	✓
Automatic Air Purge: Eliminates system-damaging air without monitoring gauges or opening valves.	✓	✓	✓	✓	✓	✓	✓
Automatic Refrigerant Refill: Maintains a user-selectable amount of refrigerant in an internal vessel and signals when it's time to change supply tank.	–	✓	✓	✓	✓	✓	✓
Vacuum Feature: Defaults to 15 mins, programmable up to 99 mins. "Remaining time" is displayed.	✓	✓	✓	✓	✓	✓	✓
Multilingual display	4.3" color LCD	4.3" color LCD	4.3" color LCD	10.5" hi-res touch screen	4.3" color LCD	4.3" color LCD	10.5" hi-res touch screen
Refrigerant Charging:	Low only	High, low or both	High, low or both	High, low or both	High, low or both	High, low or both	High, low or both
Refrigerant Management System: Displays refrigerant use and monitors remaining filter life. Prompts appear when 1/3 of filter life remains.	✓	✓	✓	✓	✓	✓	✓
Electric Vehicle: Capable of servicing high voltage electric compressor A/C systems.	–	–	✓	–	✓	✓	✓
Printer	30038	30038	30038	Mopria Print Service wireless printing	30038	30038	Mopria Print Service wireless printing
Bluetooth temp probes: Dual-zone temp recording and reporting	80211TMP	80211TMP	80211TMP	80212 or 80213	80211TMP	80211TMP	80212 or 80213
Bluetooth VCI: Reads YMME and refrigerant capacity	–	–	–	ACS-250***	–	–	ACS-250***

* One oil bottle. ** Two oil bottles and one UV dye bottle. ***ACS-250 requires purchase of 34001 or 34002 database to read YMME and display refrigerant capacity
All machines use 34724 filter and 13172 maintenance kit

Syringe-type Injectors



R-134a Oil Injectors

18480 PAG labeled for gasoline and diesel vehicles

18490 POE labeled for hybrid and electric vehicles

R1234yf Oil Injectors

18470 POE-labeled 1234yf injector for electric and hybrid vehicles

18465 PAG-labeled 1234yf injector for low-voltage systems in gas and diesel vehicles


Refrigerant Recovery

25700 Contaminated Refrigerant Recovery Machine

The Robinair 25700 is a contaminated recovery only device that is designed to remove contaminated refrigerant from vehicles that are equipped with R-1234yf and R-134a A/C systems.



17990 Contaminated Refrigerant Tank Assembly



1950s lathe department, where steel rods were "turned" into tool shapes.

FORGING INTO 100 YEARS of EXCELLENCE & INGENUITY

LOOK FOR THE NEXT 25 YEARS OF OTC HISTORY IN Q3 MUSCLE TOOLS

OTC'S ALL-AMERICAN JOURNEY FROM 1950 TO 1975

Early 1950s

Expanded from direct selling to jobber/distribution, enhancing distribution capabilities.


Introduced hydraulic power to shop presses, cranes, transmission jacks, and more, improving tool efficiency.

1956

Began construction on a modern manufacturing facility in Owatonna, MN, allowing for improved production capabilities and quality control.


1975

Expanded to 5,500 distributors in the US, Canada, and globally, solidifying OTC's presence in North America and laying the groundwork for international distribution.



Committed to quality because your reputation depends on it. otctools.com

NEW! From OTC



TR2010



TR2016

Heavy-duty truck ramps

- Heavy-duty Capacity: 20-ton capacity truck ramps, sold as a pair
- Equipped with a 33" retractable T-handle for easy positioning in front of a vehicle
- Non-skid rubber matting under each ramp to prevent slippage during loading and unloading
- Features durable, 5" heavy-duty wheels for easy movement around the shop floor
- Center-mounted wheels recess into the ramp's body to prevent movement during usage

TR2010 10" wide ramps

- Ideal for use on semi-trucks, tractor-trailers and other heavy-duty vehicles with wheel widths less than 10".

TR2016 16" wide ramps

- Ideal for use with cement trucks, dump trucks, garbage trucks and vehicles with wider front wheels up to 16" wide.



7339

Air-powered caliper wind back tool set

- Air-powered tool provides pressure to fully compress the caliper piston quickly and easily
- Integrated swivel handle for left or right wind-back capability
- Suitable for compressing calipers with integral parking brake
- Durable chrome alloy steel single piston shaft
- Base with magnetic pins to securely hold adapters during use
- Includes 15 adapters to cover most vehicle makes and models



1797

Heavy-duty clutch adapter for transmission jacks

- Designed specifically to handle heavy-duty clutch assemblies during service.
- Features universal mounting slots in the base for a fit on most high and low-lift transmission jacks.
- Built-In Splined Adapter Mount rotates easily to assist in aligning the clutch spline with the flywheel.
- Safety Strap included to securely hold the clutch during maneuvering or work.
- Suitable for use with 10 and 14-splined adapters (not included) and fits OTC and other high-lift and low-lift transmission jacks.
- Compatible with most high and low lift transmission jacks, including the following OTC transmission jacks: Low-lift: 1521A, 1522A, 5130, 5019A; High-lift: 1793A, 1794A, 5237, 1728, TJH10, TJHP10, TJHP15
- Works with most splined shaft adapters for clutch handling, including the newest OTC adapters



7101

7102

Heavy-duty lifting brackets

- Specifically designed to safely lift heavy or oversized powertrain components.
- Brackets bolt directly into components, ensuring secure lifting and preventing components from rolling.
- Compatible with engine load levelers, safety chains, or Load-Rotor® for safe and secure lifting of powertrains and large components.
- Meets ASME B30.26 standard for safety and reliability.

7101 4,000-lb lifting bracket, pair

- Can be used with either a 3/8" or 1/2" bolt, depending on the component being lifted.
- Each bracket has a lifting capacity of 4,000 lbs; sold as a pair

7102 8,000-lb lifting bracket, pair

- Brackets can be mounted with bolts up to 1 inch in diameter
- Each bracket has a capacity of 8,000 lbs; sold as a pair



4247-FR



NEW

4254-FR

Heavy-duty suspension bushing kits

- Replaces worn-out, rusted, and frozen double-wrap spring bushings
- 25-ton capacity for powerful bushing removal/installation
- Can be assembled without removing suspension from vehicle, dramatically reducing service time
- Suspension-mounted design eliminates need to hold tool during operation
- Press plates and adapters ensure precise bushing alignment, minimizing potential for bushing damage during service
- Hendrickson Rear Suspensions: Primaax EX, Comfort Air, FCCC V-Ride (TM) Pivot, D-Pin suspension bushings
- Freightliner Rear Suspensions: Double-wrapped FAS II Airliner, Single-wrapped FAS II Airliner

4247-FR Suspension bushing kit w/ pump

- Kit includes: Air/Hydraulic pump, 25-ton hydraulic cylinder, Hose with couplers, Complete puller leg/plates, adapter set

4254-FR Suspension bushing adapter kit

- Kit includes: Adapter set for Hendrickson, Freightliner rear suspension bushing service
- Compatible with OTC 4247, 4275, 4261, and 4263 HD suspension bushing tools



5098

Cone washer removal tool

- Designed to break loose cone washers on floating axle dual rear wheel setups.
- Tool slides over the stud, making direct contact with the cone washer.
- Air hammer adapter vibrates the cone washer free for easy removal.

Safely lift and hold Class I, II and III vehicles - up to 3.5 tons



LDJA2-SET

LDJA2 2-ton aluminum racing jack

- Lift compact sedans to small crossovers
- Light, sturdy aircraft aluminum with carry handles is ideal for service trucks and portability

SA02 2-ton aluminum jack stands

- Pin-style jack stand for fast, secure vehicle holding
- Aircraft aluminum construction for rust-free performance

LDJA2-SET

- Includes LDJA2 2-ton aluminum jack and SA02 2-ton aluminum stands

NEW



LDJ3-A

LDJ3-A 3-ton service jack

- Ideal for utility vans, full size sedans, pickups, and SUVs

LDJ35 3.5-ton steel service jack

- Safely handles large SUVs and crossovers to 3/4-ton pick-ups
- Rolled edges add strength to resist twisting for larger loads



S03

S04

S03 3-ton steel jack stands

S04 4-ton steel jack stands

- Ratcheting design cannot be released under load
- Formed and welded steel base with baked enamel finish for strength, corrosion resistance
- S03 and S04 sold as a pair

Service Jacks



LDJA2



LDJ3-A



LDJ35

	LDJA2	LDJ3-A	LDJ35
Capacity	2-ton	3-ton	3.5-ton
Lifting range	3-1/4" (saddle removed) - 18-5/8"	2.95" - 20"	5.2" to 21.9"
Padded handle length	47.6"	46.25"	50" spring-loaded padded lower handle
Footprint	11.875" x 25.125"	13.5" x 28.5"	14.5" x 28.5"
Reach	72.75"	78.5"	78.5"
Saddle	4-1/2" dia., round	4" dia., steel crown	6" dia., flat steel, rubberized, pinned to lifting arm
Casters	4; 2.5" front fixed (2), 1.75" rear swivel (2)	4; 2.4" front fixed (2), 2.4" rear swivel (2)	4; 3.15" front fixed (2), 2.5" rear swivel (2)
Frame height	6"	6.1"	6.25"

Jack Stands



SA02 (sold as a pair)



S03 (sold as a pair)



S04 (sold as a pair)

	SA02 (sold as a pair)	S03 (sold as a pair)	S04 (sold as a pair)
Capacity	2-ton	3-ton	4-ton
Max height	15.44"	17-11/16"	23-13/16"
Min height	9-1/2"	12"	15-1/2"
Footprint	7" round base	8-1/4" x 7-1/2" square base; welded foot pads	Square base; welded foot pads
Adjustment	Pin lock; 6 slots	Ratcheting; 11 teeth	Ratcheting; 11 teeth
Saddle	Flat-top style, 2.17" x 2"	V-notch style, 1" x 3.5"	V-notch style, 1.3" x 4.3"

Covering the big classes for lifting it all



HDJ5

HDJ5 5-ton hydraulic service jack

- Designed to safely lift step vans and bucket trucks
- 3-position handle lays flat, 45° or 90° for storage and use

HDJ5P 5-ton hydraulic service jack with air-assist

- Same as HDJ5, with air/hydraulic assist to reduce effort to raise, lower vehicles



HDJ10

HDJ10 10-ton hydraulic service jack

- Ideal for bucket trucks and school buses
- Rugged steel frame and extra-large wheels for durability and strength

HDJ10P 10-ton hydraulic service jack with air-assist

Same as HDJ10, with air/hydraulic assist to reduce effort to raise, lower vehicles



HDJ20

HDJ20 20-ton hydraulic service jack

- 3-position spring-loaded handle can lay flat, 45° or 90°
- Foot and hand pump options to raise load quickly

HDJ20P 20-ton hydraulic service jack with air-assist

Same as HDJ20, with air/hydraulic assist to reduce effort to raise, lower vehicles

5, 10, and 20-ton heavy-duty jacks



5, 10, 20-ton heavy-duty jacks

	HDJ5	HDJ5P	HDJ10	HDJ10P	HDJ20	HDJ20P
Capacity	5-ton	5-ton air-assist	10-ton	10-ton air-assist	20-ton	20-ton
Lifting range	6" to 22"	5-7/8" to 22"	6.3" to 22"	6-3/8" to 22"	7-1/2" to 23.8"	7-1/2" to 23.8"
Air pressure	—	80–120 PSI	—	80–120 PSI	—	80 - 120 PSI
Handle length	43" 3-position with lock and release controls	45.4" 3-position with lock and release controls	43-1/4" 3-position with lock and release controls	45.4" 3-position with lock and release controls	47-1/2", 3-position spring-assisted locking	47-1/2", 3-position spring-assisted locking
Footprint	15" x 56"	14.2" x 55.5"	18" x 60"	18.9" x 60.8"	18-1/8" x 61-3/8"	18-1/8" x 61-3/8"
Reach	47"	87"	51"	90"	110.4"	110.4"
Saddle	5-1/8" dia., round	5.1" dia., round	6" dia., round	5-3/4" dia., round	6-1/2" dia., steel crown	6-1/2" dia., steel crown
Casters	4; 4.4" fixed front (2), 2.8" mid-body swivel (2)	4; 4.4" fixed front (2), 2.8" mid-body swivel (2)	4; 5.6" fixed front (2), 3.6" mid-body swivel (2)	4; 5.6" fixed front (2), 3.6" mid-body swivel (2)	6; 4 front fixed; 2 mid-body swivel	6; 4 front fixed, 2 mid-body swivel
Frame height	7.9"	7.5"	9.8"	9.8"	10.2"	10.2"



S06 6-ton steel jack stands

- Ratcheting design cannot be released under load
- Formed and welded steel base with baked enamel finish for strength, corrosion resistance



12-ton jack stands, single

- Spun steel circular base resists sinking in asphalt or sand
- Single-pin holding for quick setup and strength
- Integrated handle for easy carry and positioning

1778B Low profile range of 19" - 29-1/2"

1779B High profile range of 33-3/4" - 44-1/4"

NEW



S012 12-ton jack stands

- Pin-style stand increases contact points for increased holding strength
- Form-fit saddle and wide base ensures stability of heavy loads

NEW



S020 20-ton steel jack stand

- Large 15-1/2" square base safely holds up to 40,000 lbs
- Dual pin-style stand with four adjustment positions

Heavy-duty stands	S06 (sold as a pair)	1778B (single)	1779B (single)	S012 (sold as a pair)	S020 (single)	S022 (sold as a pair)
Capacity	6-ton	12-ton	12-ton	12-ton	20-ton	22-ton
Max height	23-11/16"	29-1/2"	44-1/4"	27-1/2"	24"	19-7/8"
Min height	15-5/8"	19"	33-3/4"	17-1/2"	15-1/4"	13-7/8"
Footprint	11-9/16" x 10-3/8" square base; welded foot pads	12" spun steel circle	12" spun steel circle	12-1/8" x 10-7/8" plus-sign style flat base	15-1/2" square base	11" square base, flat for maximum ground contact
Adjustment	Ratcheting; 11 teeth	Single-pin style	Single-pin style	Single pin-style	Dual-pin; 4 slots	Pin-style; 3 slots in 3" increments
Saddle	V-notch style, 1.2" x 4.2"	Flat-top horseshoe style	Flat-top horseshoe style	Flat-top horseshoe style	6" dia., round steel	3" x 3-3/4" V-notch



S022 22-ton steel jack stands

- 11" flat square base prevents sinking into concrete or other surfaces
- Large flat base rated to safely hold up to 44,000 lbs
- Pin Style Stand with 3 adjustment positions

Under-axle service jack	UA22	UA27
Capacity	22-ton	27.5-ton
Air pressure	90 - 145 PSI	90 - 175 PSI
Max height	20-2/3" with longest saddle	21-3/8" using longest saddle
Min height	8.27"	8-1/4"
Handle length	47.24" T handle with lowering lever and air-chuck hook	48-3/4" T handle with lowering lever and air-chuck hook
Footprint	22.63" x 11.73"	22" x 12"
Reach	69.87"	69.87"
Saddle	3" dia., round with center notch, includes 3 lengths	3" dia., round with center notch. Includes 2 saddle adapters
Frame height	8.27"	8.27"
Wheels	2 fixed; 7.88" rubberized steel	2 fixed; 7.88" rubberized steel



UA22 22-ton under-axle hydraulic service jack

- Includes 3 saddle attachments for height adjustment; 3/4" saddle; 1-15/16" saddle; 3-7/8" saddle
- Self-retracting ram activated with handle-end controls



UA27 27.5-ton under axle jack

- 4-position, 48" handle allows easy positioning under vehicles
- Two included saddle attachments increase lifting versatility



6637-ST



6637

6582

Strut Tamer II Extreme

- New Standard in Strength and Safety: Meets the ASME PASE safety standards for spring compressors.
- Capable of safely compressing the largest strut springs.
- Extra-thick 5/8" steel arms for superior strength, stability, and safety
- It replaces the Strut Tamer Extreme with enhancements for quicker and safer strut service.
- Market-Leading Compression Force: Features the strongest compression force available, up to 4,000 pounds, suitable for large truck, SUV, and passenger car shock/strut assemblies.

6637 Strut Tamer II

Wall-mount for stationary use when rebuilding shock-strut assemblies

6637-ST Strut Tamer II with stand

Includes the Strut Tamer II Extreme and a stand with wheels for easy mobility and rebuilding shock-strut assemblies near the vehicle

6582 Strut Tamer Stand

Separate stand to increase Strut Tamer portability in or outside of the shop



1806A

3,900-lb Load-Rotor® positioning sling


- Compatible with cranes or hoists for efficient engine handling.
- Adjusts engine, transmission, or other components by turning the sling's 5/8" hex drive end with a standard speed handle and socket.
- Equipped with a 65-3/4" long chain (5/16") for robust support.
- Features a forged swiveling hook on each end for secure attachment.
- Comes with a pair of special mounting brackets for enhanced functionality.



1545

1,500-lb capacity Motorcycle lift

- 17" long skids for lifting large, wide cruisers.
- Lifting range 3-1/2" to 16-3/4".
- Removable handle for 360° access to load.
- Foot pedal release, Locking rear casters, Automatic safety lock for safe, secure and easy lifting
- Includes Two ratcheting tie-down straps for safety



1572

Easy roller vehicle dolly

- Clamps directly to pinch welds to prevent slippage during use
- Independently adjustable threaded lift saddle with rubber pads protects vehicle frame
- Universal design for use on all vehicle types without additional adapters
- 5" polypropylene casters
- Each unit has a capacity of 1800 lbs. (3600 lbs., pair)
- Height range from 9" (low) to 14" (high)



1723

1725

Engine support bars

- Cutting-edge design self-centers load to prevent tipping on inclined surfaces.
- Smooth sliding legs adjust easily to accommodate different vehicle widths.
- PVC-coated support legs prevents scratching of vehicle surfaces.
- Spinner handle enables lightning-fast adjustment for convenience.

1723 2-point Engine support bar, 500-lb capacity

1725 3-point Engine support bar, 700-lb capacity



4305

Engine load leveler

- Designed to hook to a crane or hoist for handling and positioning large, bulky components.
- Adjustable horizontal tilt to compensate for off-center loads.
- Can be set to a specific angle for precise positioning of components.
- Supports a maximum load capacity of 1,500 lbs.



1580

Car dolly pair

- 1,500-lb capacity per dolly.
- Hydraulic lift mechanism with locking pin
- Fits tires up to 12" wide



Jimmy Bars

Jimmy Bars are forged from chrome alloy steel and heat treated to resist bending and breaking.

- 7166** - 5/8" round, 18" long
- 7167** - 3/4" round, 24" long
- 7168** - 7/8" round, 30" long
- 7420** - 7/8" round, 46" long
- 7421A** - 1" round, 54" long



1735B

2,000 lb. Capacity Heavy-Duty Motor-Rotor® Repair Stand

- Handles a wide variety of engines, transmissions, torque converters, and rear axles from trucks, tractors, and construction machinery.
- The 50:1 ratio gearbox allows full rotation of mounted unit with just a turn of the crank and locks in position. Easily maneuvered when loaded.
- To ensure engine stability in all positions, this repair stand is equipped with a positive-crank handle locking mechanism.
- Twin-post design, featuring laterally adjustable, 3-position outboard support; provides an extremely stable work-holding unit.
- Locking rear wheels anchor stand in position.
- Covered by OTC Lifetime Marathon Warranty®.
- Includes 538578 universal arm assembly, quantity 4.



Heavy-Duty Floor Cranes

- Two-speed hydraulic hand pump for fast lifting
- Adjustable leg spread to clear vehicle wheels
- Telescoping boom gives additional reach

1819 2,200-lb capacity

1820 4,400-lb capacity



5017A

Brake drum dolly

- Remove, install, and transport truck brake drums without physically lifting them.
- Works on 15" and 16-1/2" drums found on most Class 7 and 8 tractor and trailer brake systems.
- Made from heavy-gauge steel for enhanced durability.
- Equipped with ten-inch pneumatic tires for easy maneuverability.
- Features an adjustable handle for user comfort and convenience.



5019A

2,200-lb low-lift transmission jack

- 8-1/4" low height is ideal for aerodynamic trucks with low ground clearance.
- Special mounting adapter (No. 540231) fits popular Eaton® Fuller® RoadRanger® transmissions, compatible with nearly all Class 7 and 8 heavy-duty trucks.
- Mounting plate angle can be adjusted with the turn of a wrench.
- Degree of tilt: 20° back; 15° forward; 12° side to side
- Swiveling pump handle allows for ease of operation in restricted working spaces.
- Fast-acting pump quickly raises the lifting arm.



6007

Lower Control Arm Prying Tool

Installing a ball joint on a lower control arm typically requires the effort of two people. However, with this tool and our No. 7420 or 7421 pry bar - or any 7/8" diameter pry bar - it's a one-person job.



1734A

300-lb capacity Heavy-duty wheel step

- Tire-mounted wheel step provides quick, easy access to under-hood components.
- Designed for heavy-duty vehicles Class 7/8.
- Fits wheels from 22-1/2" to 24" diameter.
- Non-skid platform surface.



5096A

Easy lever wheel dollies

- Simplifies the removal or installation of truck tire-and-wheel assemblies.
- Capable of supporting up to 300 pounds.
- Features a "bent arm" design to enhance leverage and reduce back strain.
- Facilitates easy stud-to-hole alignment.
- Spring-Loaded Kickstand provides convenient parking when not in use.
- Made from durable tubular steel construction.

5096A Heavy-duty dolly for 36" - 48" tires

5095A Standard dolly for 24" - 36" tires



1591B

10-ton Combination air lift & stand

- Integrated Pin Type Stand Feature
- Lifting Range: (Unpinned): 18-3/4" - (Extension pinned): 50-1/2"
- Angle-adjustable 40" removable handle w/ 8' air hose
- Requires 200 PSI air pressure
- Large, flat-free wheels for easy transport



1534A


300-lb Car / truck wheel step

- Tire-mounted wheel step provides quick, easy access to under-hood components or vehicle roof.
- Designed for heavy-duty vehicles Class 7/8.
- Fits wheels from 14" - 20" diameter.
- Non-skid platform surface.

UH15

1,500 Lb Capacity Underhoist Auxiliary Stand

- Capacity: 1,500 lbs.
- Max. Height: 80.75"
- Min. Height: 54.25"
- Footprint: 11-7/8" flat round
- Adjustment: Threaded rod with bearing-mounted T-handle
- Saddle: 5-1/4" x 1-1/4" U-shape



UH15FP

1,500 Lb Capacity Underhoist Auxiliary Stand with Foot Pedal

- Capacity: 1,500 lbs.
- Max. Height: 80.75"
- Min. Height: 54.25"
- Footprint: 11-7/8" flat round
- Adjustment: Foot pedal assist and threaded rod with bearing-mounted T-handle
- Saddle: 5-1/4" x 1-1/4" U-shape



UH20

2-Ton Capacity High Reach Underhoist Supplementary Stand

- Capacity: 4,000 lbs., (2 tons)
- Max. Height: 85"
- Min. Height: 56-1/4"
- Footprint: 24" triangular tripod base
- Adjustment: Threaded rod with bearing-mounted T-handle
- Saddle: 3-3/16" x 3-3/16"



Auxiliary Stands are a freestanding device that can be manipulated to provide partial support for positioning of vehicle components during their installation and removal. An adjustable saddle sits atop a fixed column and base, providing high reach assistance to a technician removing or installing vehicle components like transmissions, radiators, driveshafts, exhaust systems, and catalytic converters. (not intended to stabilize or support vehicles).

The OTC UH20 is a high-reaching underhoist supplementary stand used for professional automotive service. This 2-ton capacity stand is designed to stabilize vehicles and prevent tipping while they are lifted on hoists. The 3-inch saddle, secured in a support column, is mounted to a stable tripod base. An easily controlled speed screw quickly brings the saddle into position.



Everything from a single source.

Bosch Mobility Aftermarket offers a comprehensive portfolio of unmatched solutions for every job. From diverse diagnostic solutions and OE-quality auto parts, to industry-leading software and unmatched vehicle coverage, to innovative charging, repair and maintenance tools. Bosch has solutions for every shop.

Committed to quality because your reputation depends on it.



Meet the family

Visit boschdiagnostics.com/about-us

Bosch Customer Service

800 321-4889

(Ext. 4, Option 2)

OTC and Robinair Customer Service

800 533-6127

(Option 1)