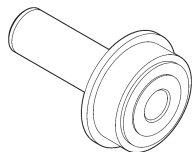




655 Eisenhower Drive  
Owatonna, MN 55060 USA  
Phone: (507) 455-7000  
Tech. Serv.: (800) 533-6127  
Fax: (800) 955-8329  
Order Entry: (800) 533-6127  
Fax: (800) 283-8665  
International Sales: (507) 455-7223  
Fax: (507) 455-7063  
Website: otc tools.com



**Form No. 538623**

## **Operating Instructions for:**

**6695**

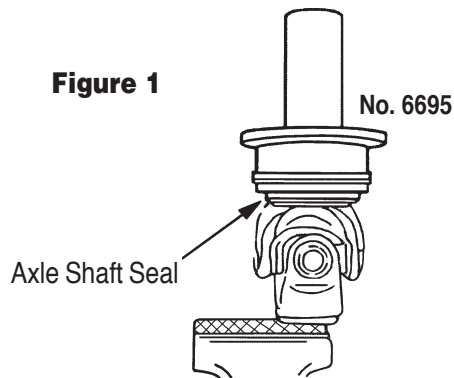
Rev. D, September 17, 2015  
© Bosch Automotive Service Solutions Inc.

### **Ford Axle Shaft Seal Installer**

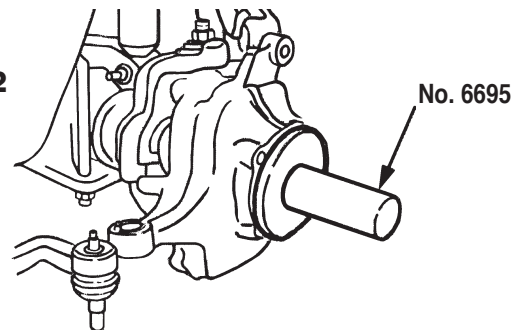
*Application: 1998–2004 Ford F-250, F-350, F-450, & F-550 4x4 trucks w/ vacuum-operated front axle*

1. Place axle shaft seal onto axle shaft.
2. Position No. 6695 installer over seal as shown in Fig. 1, and use a hammer to seat seal onto shaft.
3. Insert axle shaft into axle housing.
4. Position No. 6695 installer over shaft as shown in Fig. 2, and use a hammer to install axle shaft seal into wheel knuckle.

**Figure 1**



**Figure 2**



**CAUTION:** To prevent personal injury, wear eye protection that meets ANSI Z87.1 and OSHA standards.