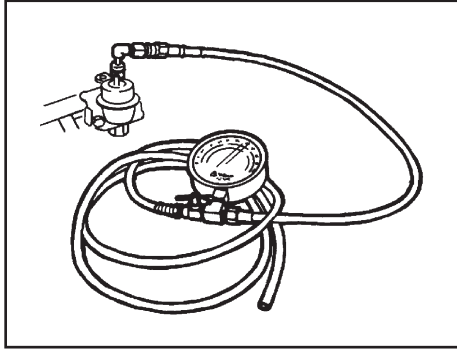


# Pressure Gauge Assembly

## Contrôleur de pression

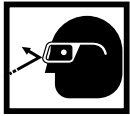
### Ensamble de manómetro de presión (0-100 PSI)



- Diagnose fuel pressure problems quickly and accurately.
- 0-100 PSI gauge has a bleed valve for bleeding air from the system and checking for adequate fuel pump volume.
- Gauge has a 30 inch long pressure hose, 6 foot long bleed hose, and a quick disconnect fitting that attaches to all OTC fuel injection fittings.



**WARNING:** Wear eye protection that meets ANSI Z87.1 and OSHA standards.



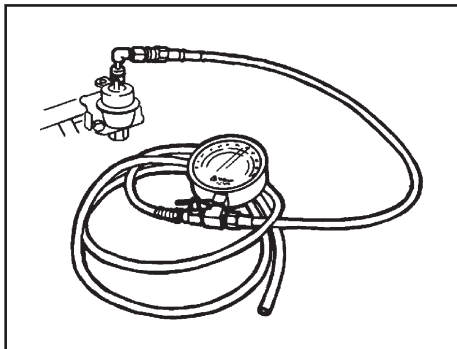
**ADVERTENCIA:** Use protección en los ojos que cumpla con los requisitos de OSHA y ANSI Z87.1.

**ATTENTION:** Porter des lunettes de protection qui répondent aux exigences de la norme ANSI Z87.1 et de la OSHA.

# Pressure Gauge Assembly

## Contrôleur de pression

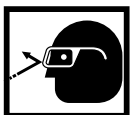
### Ensamble de manómetro de presión (0-100 PSI)



- Diagnose fuel pressure problems quickly and accurately.
- 0-100 PSI gauge has a bleed valve for bleeding air from the system and checking for adequate fuel pump volume.
- Gauge has a 30 inch long pressure hose, 6 foot long bleed hose, and a quick disconnect fitting that attaches to all OTC fuel injection fittings.



**WARNING:** Wear eye protection that meets ANSI Z87.1 and OSHA standards.



**ADVERTENCIA:** Use protección en los ojos que cumpla con los requisitos de OSHA y ANSI Z87.1.

**ATTENTION:** Porter des lunettes de protection qui répondent aux exigences de la norme ANSI Z87.1 et de la OSHA.