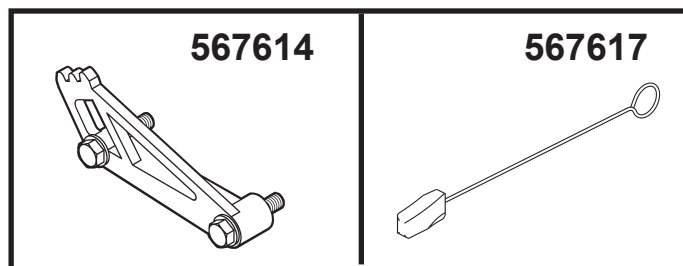


Parts List & Operating Instructions for No. 6681 Ford 4.6L, 5.4L, 6.8L 3-Valve Engine Cam Tool Kit



Ford Tool Application Chart						
Year	Model	Engine	Tool Description	Part No.	Ford American Part No.	Ford Global Part No.
2005-2012	Expedition	5.4L 3V	Cam Phaser Holding Tool Timing Chain Locking Tool	567614 567617		303-1046 303-1175
2006-2010	Explorer	4.6L 3V	Cam Phaser Holding Tool Timing Chain Locking Tool	567614 567617		303-1046 303-1175
2009-2010	F-150	4.6L 3V	Timing Chain Locking Tool	567617		303-1175
2004-2010	F-150	5.4L 3V	Cam Phaser Holding Tool Timing Chain Locking Tool	567614 567617		303-1046 303-1175
2006-2014	F-53 Motorhome Chassis	6.8	Timing Chain Locking Tool	567617		303-1175
2011-2012	F-59 Commercial Stripped Chassis	6.8L 3V	Timing Chain Locking Tool	567617		303-1175
2005-2009	F-Super Duty 250-550	5.4L 3V	Cam Phaser Holding Tool Timing Chain Locking Tool	567614 567617		303-1046 303-1175
2005-2009	F-Super Duty 250-550	6.8L 3V	Timing Chain Locking Tool	567617		303-1175
2006-2008	Mark LT	5.4L 3V	Cam Phaser Holding Tool Timing Chain Locking Tool	567614 567617		303-1046 303-1175
2006-2010	Mountaineer	4.6L 3V	Cam Phaser Holding Tool Timing Chain Locking Tool	567614 567617		303-1046 303-1175
2005-2010	Mustang	4.6L 3V	Cam Phaser Holding Tool Timing Chain Locking Tool	567614 567617		303-1046 303-1175
2005-2012	Navigator	5.4L 3V	Cam Phaser Holding Tool Timing Chain Locking Tool	567614 567617		303-1046 303-1175

Get parts at OTCparts.com

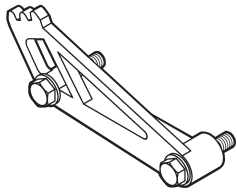


Form No. 567779

Sheet No. 1 of 1

Issue Date: July 25, 2014 Rev. B

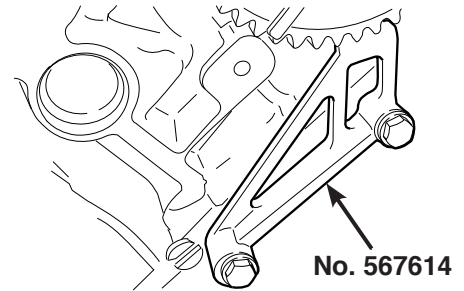
567614 Ford Cam Phaser Holding Tool



Application: 2005 – 2012 5.4L 3V Expedition, Navigator
 2006 – 2010 4.6L 3V Explorer, Mountaineer
 2004 – 2010 5.4L 3V F-150
 2005 – 2009 5.4L 3V F-Super Duty 250-550
 2006 – 2008 5.4L 3V Mark LT
 2005 – 2010 4.6L 3V Mustang

CAUTION: To prevent equipment damage, use only hand tools for installation and removal of the camshaft phaser sprocket assembly.

1. Install the camshaft phaser sprocket and new camshaft phaser bolt finger tight.
2. Install the 567614. Torque the camshaft phaser bolt to specifications according to the vehicle service manual.



WARNING: Wear eye protection that meets ANSI Z87.1 and OSHA standards.

567617 Ford Timing Chain Locking Tool

Application: 2005 – 2012 5.4L 3V Expedition, Navigator
 2006 – 2010 4.6L 3V Explorer, Mountaineer
 2009 – 2010 4.6L 3V F-150
 2004 – 2010 5.4L 3V F-150
 2006 – 2014 6.8L F-53 Motorhome Chassis
 2011 – 2012 6.8L 3V F-59 Commercial Stripped Chassis
 2005 – 2009 5.4L 3V F-Super Duty 250-550
 2005 – 2009 6.8L 3V F-Super Duty 250-550
 2006 – 2008 5.4L 3V Mark LT
 2005 – 2010 4.6L 3V Mustang

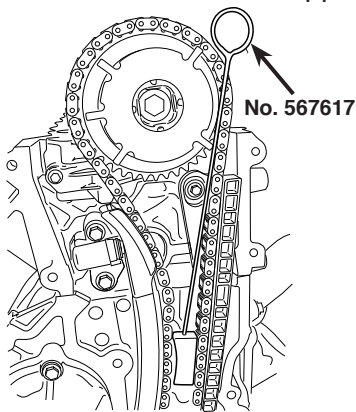


Figure 1

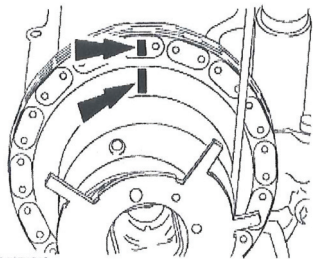


Figure 2

1. Install the 567617 timing chain locking tool. (Figure 1)
2. Scribe a location mark on the timing chain and camshaft phaser sprocket assembly. (Figure 2)

NOTE: Do not remove the 567617 at any time during service. If the 567617 is removed, the timing chain will move out of time and the front cover will have to be removed to re-time the engine.

3. Remove camshaft phaser sprocket to perform service according to instructions in service manual.
4. Torque all fasteners to factory specifications.
5. Remove 567617.



WARNING: Wear eye protection that meets ANSI Z87.1 and OSHA standards.