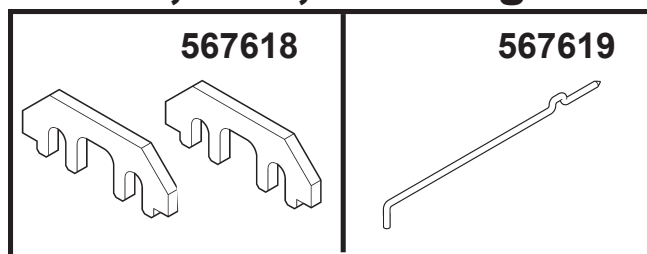


Parts List & Operating Instructions for No. 6682 Ford 3.5L, 3.7L, 4.0L Engine Cam Tool Kit



Ford Tool Application Chart

Year	Model	Engine	Tool Description	Part No.	Ford American Part No.	Ford Global Part No.
2007-2014	Edge	3.5L	Camshaft Holding Tool	567618		303-1248
			Chain Tensioner Hold Down Tool	567619		303-1530
2011-2014	Edge	4.0L	Camshaft Holding Tool	567618		303-1248
			Chain Tensioner Hold Down Tool	567619		303-1530
2011-2014	Explorer	3.5L	Camshaft Holding Tool Chain Tensioner Hold Down Tool	567618 567619		303-1248 303-1530
2011-2014	F-150	3.5L	Camshaft Holding Tool Chain Tensioner Hold Down Tool	567618 567619		303-1248 303-1530
2011-2014	F-150	3.7L	Camshaft Holding Tool Chain Tensioner Hold Down Tool	567618 567619		303-1248 303-1530
2011-2012	F-150	4.0L	Camshaft Holding Tool Chain Tensioner Hold Down Tool	567618 567619		303-1248 303-1530
2012-2014	Flex	3.5L	Camshaft Holding Tool Chain Tensioner Hold Down Tool	567618 567619		303-1248 303-1530
2010-2012	Fusion Hybrid	3.5L	Camshaft Holding Tool Chain Tensioner Hold Down Tool	567618 567619		303-1248 303-1530
2007-2011	Milan	3.5L	Camshaft Holding Tool Chain Tensioner Hold Down Tool	567618 567619		303-1248 303-1530
2010-2014	MKS	3.5L	Camshaft Holding Tool Chain Tensioner Hold Down Tool	567618 567619		303-1248 303-1530
2009-2014	MKS	3.7L	Camshaft Holding Tool Chain Tensioner Hold Down Tool	567618 567619		303-1248 303-1530
2010-2014	MKT	3.5L	Camshaft Holding Tool Chain Tensioner Hold Down Tool	567618 567619		303-1248 303-1530
2010-2014	MKT	3.7L	Camshaft Holding Tool Chain Tensioner Hold Down Tool	567618 567619		303-1248 303-1530
2007-2012	MKX	3.5L	Camshaft Holding Tool Chain Tensioner Hold Down Tool	567618 567619		303-1248 303-1530
2011-2014	MKX	3.7L	Camshaft Holding Tool Chain Tensioner Hold Down Tool	567618 567619		303-1248 303-1530
2011-2012	MKX	4.0L	Camshaft Holding Tool Chain Tensioner Hold Down Tool	567618 567619		303-1248 303-1530
2007-2012	MKZ	3.5L	Camshaft Holding Tool Chain Tensioner Hold Down Tool	567618 567619		303-1248 303-1530
2013-2014	MKZ	3.7L	Camshaft Holding Tool Chain Tensioner Hold Down Tool	567618 567619		303-1248 303-1530
2011-2014	Mustang	3.7L	Camshaft Holding Tool Chain Tensioner Hold Down Tool	567618 567619		303-1248 303-1530
2011-2012	Mustang	4.0L	Camshaft Holding Tool Chain Tensioner Hold Down Tool	567618 567619		303-1248 303-1530
2008-2012	Sable	3.5L	Camshaft Holding Tool Chain Tensioner Hold Down Tool	567618 567619		303-1248 303-1530
2008-2012	Taurus, Taurus X	3.5L	Camshaft Holding Tool Chain Tensioner Hold Down Tool	567618 567619		303-1248 303-1530

Get parts at OTCparts.com

Form No. 567785

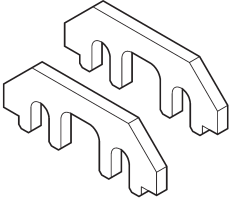


Sheet No. 1 of 2

Issue Date: July 25, 2014 Rev. B

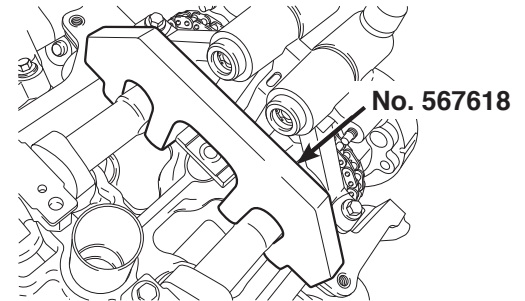
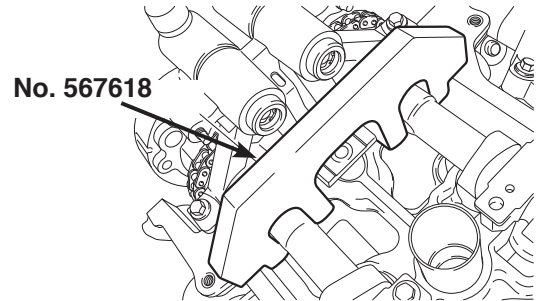
567618 Ford Camshaft Holding Tool

Application: 2007 – 2014 3.5L Edge
 2011 – 2014 4.0L Edge
 2011 – 2014 3.5L Explorer, F-150
 2011 – 2014 3.7L F-150, MKX
 2011 – 2012 4.0L F-150, MKX, Mustang
 2012 – 2014 3.5L Flex
 2010 – 2012 3.5L Fusion Hybrid
 2007 – 2011 3.5L Milan
 2010 – 2014 3.5L MKS, MKT
 2009 – 2014 3.7L MKS
 2010 – 2014 3.7L MKT
 2007 – 2012 3.5L MKX, MKZ
 2013 – 2014 3.7L MKZ
 2011 – 2014 3.7L Mustang
 2008 – 2012 3.5L Sable
 2008 – 2014 3.5L Taurus, Taurus X



NOTE: The camshaft holding tool will hold the camshafts in the Top Dead Center (TDC) position.

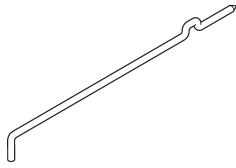
1. Rotate the engine to No. 1 TDC.
2. Install the 567618 on to the flats of the camshaft.
3. Perform camshaft service as required.
4. Refer to the vehicle service manual for the correct camshaft to crankshaft timing procedure.



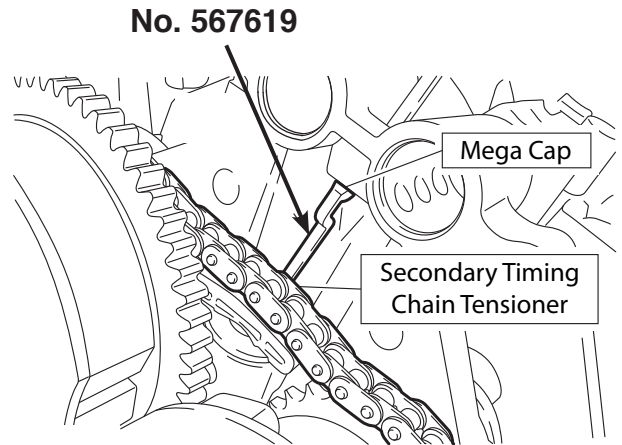
WARNING: Wear eye protection that meets ANSI Z87.1 and OSHA standards.

567619 Ford Chain Tensioner Hold Down Tool

Application: 2007 – 2014 3.5L Edge
 2011 – 2014 4.0L Edge
 2011 – 2014 3.5L Explorer, F-150
 2011 – 2014 3.7L F-150, MKX
 2011 – 2012 4.0L F-150, MKX, Mustang
 2012 – 2014 3.5L Flex
 2010 – 2012 3.5L Fusion Hybrid
 2007 – 2011 3.5L Milan
 2010 – 2014 3.5L MKS, MKT
 2009 – 2014 3.7L MKS
 2010 – 2014 3.7L MKT
 2007 – 2012 3.5L MKX, MKZ
 2013 – 2014 3.7L MKZ
 2011 – 2014 3.7L Mustang
 2008 – 2012 3.5L Sable
 2008 – 2014 3.5L Taurus, Taurus X



1. Insert the 567619 through the hole in the top of the mega cap.
2. Compress the secondary timing chain tensioner and install the 567619 in the hole on the rear of the secondary timing chain tensioner guide. Position the Chain Tensioner Hold Down Tool against the mega cap to retain the tensioner in the compressed position.
3. Perform service to secondary timing chain as required according to vehicle service manual.



WARNING: Wear eye protection that meets ANSI Z87.1 and OSHA standards.