



**BOSCH**  
Invented for life

# TCE 4550

Effortless & simple tire changing



# TCE 4550: Automatic Leverless Tire Changer

The new TCE 4550 is a 30" automatic leverless tire changer which guarantees a fast and effortless tire changing.

Intuitive with high level of technology, this equipment makes the job simple as you've never experienced.

The machine recognizes the dimension of the wheel by placing two laser pointers.

Completely electromechanic, all movements are driven by motor inverters to guarantee precision and reliability.



**WDK approved\***

Certified for RunFlat and UHP-tyres



## TCE 4550 key features overview

- ▶ Centre post clamping system for easy and precise locking
- ▶ Two laser pointers simplify the wheel set-up
- ▶ Double-arm bead breaker system with inverter technology
- ▶ Side lift to improve the productivity and to work in an ergonomic position
- ▶ Intuitive control panel for maximum user comfort
- ▶ Unique tooling system to protect the tyre and TPMS
- ▶ Bead pressing arm supports during the mounting process

# Easy and effortless


## Bead Breaker Disks

- ▶ Double arm bead breaker system
- ▶ The strongest. Market benchmark
- ▶ Inverter technology
- ▶ Hump shape pre-set
- ▶ Folding structure to save the wheel



## Wheel set up trough two Laser pointers

- ▶ 2 independent set up buttons:
  - ▶ Green one to set wheel diameter
  - ▶ Red one to set the wheel width
- ▶ Intuitive color code system



## Center post clamping system

- ▶ Easy and precise locking system
- ▶ Completely mechanical and easy maintainability
- ▶ Faster than any other automatic locking system
- ▶ Color code to identify the locking stage

Insert



Press



Lock





# User oriented design

## Side lift

- ▶ Allows to work always in an ergonomic position without stressing the back
- ▶ Improves productivity
- ▶ Lifting capacity up to 80 kg



## Control Panel

Maximum user comfort in a single workstation which includes:

### Inflating Control Box


- ▶ Pressure gauge
- ▶ Air supply and oiler
- ▶ Inflating hose

### Control Console

Joysticks, buttons and switches in an intuitive layout that follows the tire changing procedure

### Pedals

- ▶ To control the rotation (motorinverter) and the inflating process





# Performance Details

## Tooling System

Keep your tire and wheel safe.

Leverless tire-bead extraction tool



Drive-in lower tire-bead tool



Assembly upper tire-bead tool



## Bead Pressing Arm

- ▶ It supports the tire mounting
- ▶ It moves automatically in sleep mode



## Led Bar & Mirror:

- ▶ For a better view on the operation of the lower bead

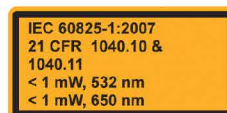


# Technical data

Technical specification	TCE 4550
Power supply	230 V 1ph 50 – 60 Hz
Air supply pressure	8 – 10 Bar
Rim diameter clamping	12" – 30"
Max. Wheel diameter	1,200 mm (47")
Wheel width	up to 16"
N. turntable speed	2 speed
Rotation speed	7 – 16 rpm
Bead breaking force	14,406 N
Bead breaking range	670 mm (26'')
Lift capacity	80 Kg
Unit weight	600 Kg
Unit dimensions (WxDxH)	1.880 x 1.850 x 1.750 mm

## Scope of delivery

- 1x TCE 4550
- 2 x Centre locking protection
- 2 x Cones protection
- 2 x locking system pin protection
- 1 x Cone Ø70 mm
- 1 x Bead locking plier
- 3 x Rim protection kit
- 3 x Mounting tools protection
- 1 x Flange reduction
- 1 x Weight scraper
- 1 x Brush
- 1 x Grease pot holder



## Accessory TCE 4550



Blast inflating system  
**1 695 108 137**



Wheel clamping adaptor kit for reverse mounted wheels  
**1 695 107 439**



Light truck cone Ø 75 – 145 mm  
**1 695 107 440**



Light truck cone Ø 190 – 223 mm + spacer  
**1 695 107 442**



Light truck cone Ø 110 – 190 mm + spacer  
**1 695 108 136**



Light truck kit: cones Ø 120-190 mm / Ø190-223 mm + spacer  
**1 695 108 195**



Centre locking protection  
**1 695 107 444**



Cone Ø 70 mm  
**1 695 000 289**



Cone Ø 75 – 120 mm for steel rims  
**1 695 107 441**



Cone Lamborghini  
**1 695 108 138**



Cone Porsche  
**1 695 108 139**



Cone BMW  
**1 695 108 140**



Wheel clamping adaptor kit for clad wheels  
**1 695 108 196**



Bead locking plier  
**1 695 103 302**







# Driven by efficiency

Bosch technologies are used worldwide in almost all vehicles. People, and assuring their mobility, is what we are focused on.

Therefore, we have dedicated the last 125 years of pioneering spirit and expertise in research and manufacturing to achieving this.

We continue to work on our unique combination of solutions for spare parts, diagnostic devices, workshop equipment and services:

- ▶ Solutions for efficient vehicle repairs
- ▶ Innovative workshop equipment and software
- ▶ The world's most comprehensive range of new and replacement parts
- ▶ Large network of wholesale customers, for quick and reliable parts supply
- ▶ Competent hotline support
- ▶ Comprehensive educational and training offers
- ▶ Targeted sales and marketing support

Find out more at:  
[boschwheelservice.com](http://boschwheelservice.com)

What drives you  
drives us



**BOSCH**  
Invented for life